


Instructions For Use Neckloop Telecoil Coupler



The neckloop is designed to magnetically couple the audio output from a Williams Sound unit into a hearing aid equipped with a telephone coil. It will also work with tape players, TVs, and any device which has a 8-16 Ohm audio output through a 3.5mm jack. The neckloop works only with hearing aids equipped with a telephone coil (T-Switch).

Using the Neckloop

1. Place the neckloop over your head and around your neck as in the picture above.
2. Slide the cord lock upwards to a comfortable position. This helps keep the neckloop in optimal position for coupling with your hearing aid.
3. Plug the neckloop into the earphone jack on the Williams Sound unit. Turn the unit on and set the volume control to "3," or about half of full volume.



4. Turn the switch on your hearing aid to the "T" position and adjust the volume for comfortable listening.

5. If the sound is weak, increase the volume on the Williams Sound unit, then on your hearing aid.

USING THE OPTIONAL UNIVERSAL EXTENSION CORD

You can use the neckloop with the Universal Extension cord accessory (WCA 007 WC) to listen to a portable radio, TV, or other sound source. This 4m (13') cord allows you to sit at a comfortable distance for TV listening. Plug the neckloop into the Universal Extension Cord, then plug the Extension Cord into the earphone or speaker jack on the sound source. Then follow the directions above for using the neckloop.

HOW THE NECKLOOP WORKS

The neckloop is a miniature audio induction loop worn around a user's neck. It uses invisible magnetic energy to transfer the electrical signal from a sound source (Pocketalker, FM Receiver, etc.) directly into a hearing aid equipped with a telephone coil.

When the audio signal from an earphone or loudspeaker jack is fed into the neckloop, a magnetic field is created around the neckloop wire and user's head. As the audio signal varies, the magnetic field also varies. The varying magnetic field induces a small electrical current in the hearing aid T-coil corresponding to the original audio signal. The T-coil's signal is then amplified and converted to sound by the hearing aid.

NOTE: Cord lock adjustment will slightly affect the induction field strength.

LIMITED WARRANTY

Williams Sound products are engineered, designed, and manufactured under carefully controlled conditions to provide you with many years of reliable service. Williams Sound warrants the Neckloop Telecoil Coupler against defects in materials and workmanship for ONE (1) year. During the first year from the purchase date, we will promptly repair or replace the Neckloop Telecoil Coupler.

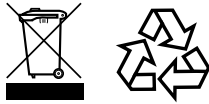
Microphones, earphones, headphones, batteries, chargers, cables, carry cases, and all other accessory products carry a 90-day warranty.

WILLIAMS SOUND HAS NO CONTROL OVER THE CONDITIONS UNDER WHICH THIS PRODUCT IS USED. WILLIAMS SOUND, THEREFORE, DISCLAIMS ALL WARRANTIES NOT SET FORTH ABOVE, BOTH EXPRESS AND IMPLIED, WITH RESPECT TO THE NECKLOOP TELECOIL COUPLER, INCLUDING BUT NOT LIMITED TO, ANY IMPLIED WARRANTY OF MERCHANTABILITY OR FITNESS FOR A PARTICULAR PURPOSE. WILLIAMS SOUND SHALL NOT BE LIABLE TO ANY PERSON OR ENTITY FOR ANY MEDICAL EXPENSES OR ANY DIRECT, INCIDENTAL OR CONSEQUENTIAL DAMAGES

CAUSED BY ANY USE, DEFECT, FAILURE OR MALFUNCTIONING OF THE PRODUCT, WHETHER A CLAIM FOR SUCH DAMAGES IS BASED UPON WARRANTY, CONTRACT, TORT OR OTHERWISE, THE SOLE REMEDY FOR ANY DEFECT, FAILURE OR MALFUNCTION OF THE PRODUCTS IS REPLACEMENT OF THE PRODUCT. NO PERSON HAS ANY AUTHORITY TO BIND WILLIAMS SOUND TO ANY REPRESENTATION OR WARRANTY WITH RESPECT TO THE NECKLOOP TELECOIL COUPLER. UNAUTHORIZED REPAIRS OR MODIFICATIONS WILL VOID THE WARRANTY.

The exclusions and limitations set out above are not intended to, and should not be construed so as to contravene mandatory provisions of applicable law. If any part or term of this Disclaimer of Warranty is held to be illegal, unenforceable, or in conflict with applicable law by a court of competent jurisdiction, the validity of the remaining portions of this Disclaimer of Warranty shall not be affected, and all rights and obligations shall be construed and enforced as if this Limited Warranty did not contain the particular part or term held to be invalid.

Recycling Instructions



Help Williams Sound Protect the environment! Please take the time to dispose of your equipment properly.


PRODUCT RECYCLING

Please do NOT dispose of your Williams Sound equipment in the household trash. Please take the equipment to an electronics recycling center; OR, return the product to the factory for proper disposal.

BATTERY RECYCLING

Please do NOT dispose of used batteries in the household trash. Please take the batteries to a retail or community collection point for recycling.

MEDICAL DEVICE SAFETY

 Caution!

1. Before using this product with an implantable or other medical device, consult your physician or the manufacturer of your implantable or other medical device.
2. If you have a pacemaker or other medical device, make sure that you are using this product in accordance with safety guidelines established by your physician or the implantable device manufacturer.

If you experience difficulty with your product, call Toll-Free for Customer Assistance: **800.843.3544**

If it is necessary to return the product for service, your Customer Service Representative will give you a Return Authorization Number (RA) and shipping instruction.

Pack the system carefully and send it to:

Williams Sound, LLC
Attn: Repair Dept.
10300 Valley View Rd
Eden Prairie, MN 55344 USA

SPECIFICATIONS

Color:	Black
Weight:	1.5 oz
Connector:	3.5 mm plug
Impedance:	8-16 Ohms
Input Power:	500 mW max
Magnetic Field Strength:	25 mW input at 1000 Hz produces 1.7 A/m 6" above the center of loop
	85µW input produces 0.1 A/m (IEC Standard)
NKL 001:	18.5" cord, 3.5 mm plug
NKL 003:	13.5" cord, 3.5 mm plug (child size)
NKL 005:	45.5" cord, 3.5 mm plug
Approvals:	RoHS, WEEE