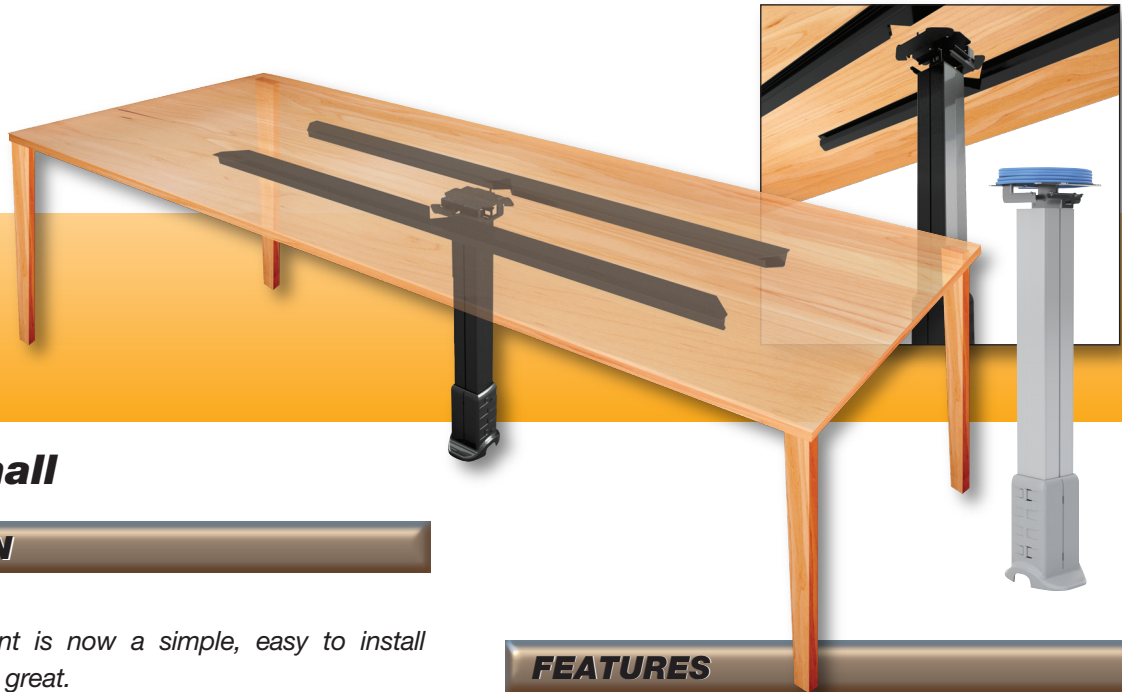


Table-to-Floor Cable Management Solutions

FSR

Metal Products Group



Wire Marshall

DESCRIPTION

Cable management is now a simple, easy to install process that looks great.

The **Under-Table Channel** (known as **Wire Marshall**) is used for dressing cables horizontally along the table underside. Its unique shape and rubber like edge allows cables to enter and exit the channel at any point along its length. The Channels are available in 22.5" lengths or 5" lengths for custom longer installs. Each 22.5" channel has mitered ends to create square corners to allow cables to pass into the Cable Pathway.

The **Cable Pathway** is a leg for tables that lack a pedestal. Available in gray or black, it handles multiple low-voltage or AC cables with divided sections. The top of the Cable Pathway has a built-in service loop storage area to dress excess cable. The bottom is a boot that provides easy cable egress. The Cable Pathway is available in two adjustable heights. A 25" to 30" adjustable height for most tables, and a 31" to 36" adjustable height for counter height tables.

To make ordering simple, a kit is available that includes 4 Under-Table-Channels, one Cable Pathway, and all required mounting hardware. The kit is also available in gray or black.

If you have a round table leg and you want to attach the cables to an existing leg, a semi-circular cable channel is designed to attach to those legs. Three strips of double-sided tape are pre-attached for easy installation.

FEATURES

- Provides a simple, economical, and elegant solution for cable management
- Easy to install
- Organizes cables from any manufacturer's table boxes
- Easy to open Cable Pathway sections to add or remove cables as the design changes
- Works on most slim design tables providing an easy path for your cabling needs

APPLICATIONS

- Conference Room Tables
- Huddle Rooms
- Lecterns
- Classrooms
- Libraries
- Collaboration Areas
- Amphitheater Tables
- Multi-purpose Rooms
- Cubicles

FSR Inc.

244 Bergen Boulevard, Woodland Park, NJ 07424

Phone: 973.998.2300 · Fax: 973.785.4207

Toll Free: 1-800-332-FSR1

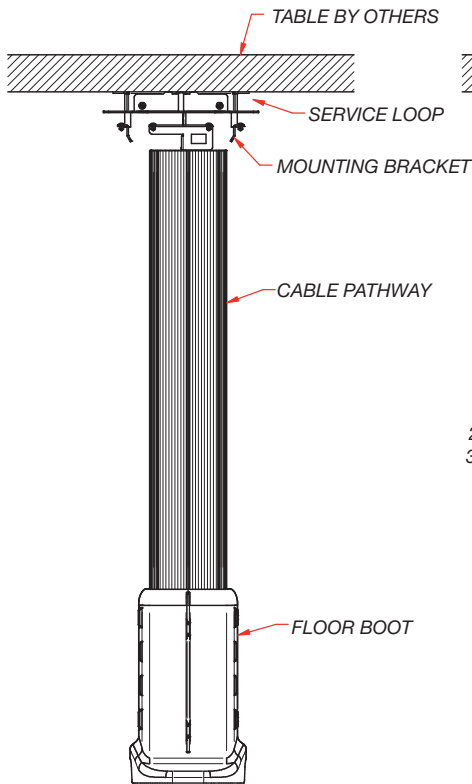
Web: fsrinc.com · E-mail: sales@fsrinc.com LIT1840

ORDERING INFORMATION FOR WIRE MARSHALL

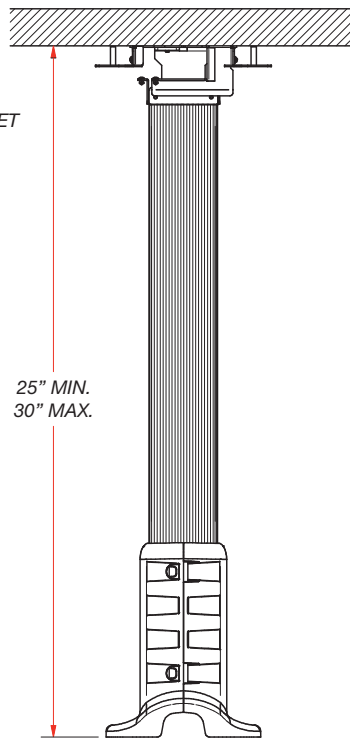
Item #	Model #	Description	Color
18016	WM-CMPT	Complete Under Table Kit Includes a WM-CP and 4 x WM-UTC	BLACK
18185	WM-CMPT-GY	Complete Under Table Kit Includes a WM-CP-GY and 4 x WM-UTC (BLACK)	GREY
18019	WM-CP	Cable Pathway from Floor to Table Bottom (25" – 30")	BLACK
18186	WM-CP-GY	Cable Pathway from Floor to Table Bottom (25" – 30")	GREY
18061	WM-CP-CNTR	Cable Pathway from Floor to Table Bottom (31" – 36")	BLACK
18187	WM-CP-CNTR-GY	Cable Pathway from Floor to Table Bottom (31" – 36")	GREY
18017	WM-UTC	Under Table Channel with Mitered (22.5")	BLACK
18054	WM-UTC5	Under Table Channel (60")	BLACK
18018	WM-LC	Leg Channel For Round Legs (30")	BLACK

DIMENSIONS AND INSTALLATION

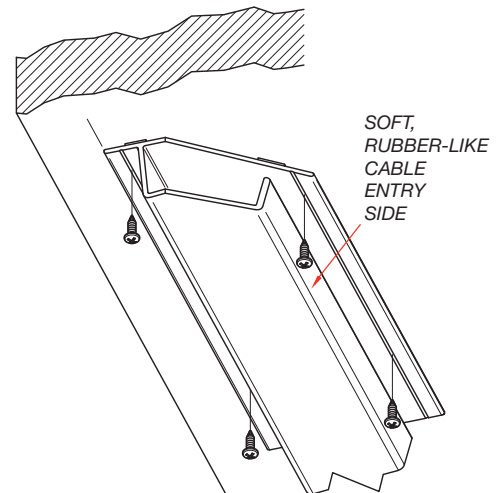
WM-CP Cable Pathway
(side elevation)



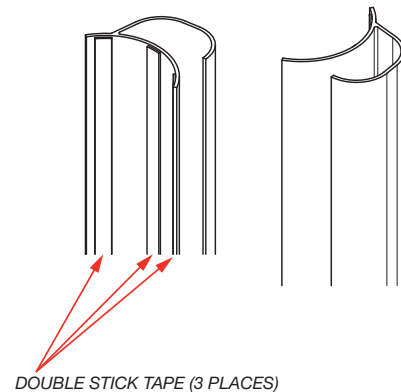
WM-CP Cable Pathway
(front elevation)



WM-UTC
Under Table Channel
(22.5"L x 3.25"W x 1.25"H)
(Mounting Detail)




WM-LC Leg Channel
for round legs (30")



Visit the FSR website for more detailed information.

Wiring Star



DESCRIPTION

The WS-1 wiring solution makes quick neat work of storing extra cable length under tables, behind desks, in podiums and credenzas. With its concentric dual coil design and variety of attachment points, multiple cables can be wrapped neatly in their own cable path reducing cross cable interference. It helps prevent cables from being damaged and provides tangle free cable management.

FEATURES

- Concentric Dual coil design
- Pre drilled mounting holes
- Mounting screws included
- Tie wraps included
- Slots and emboss areas provided to easily secure cabling
- Unit is painted black
- Slots accommodate tie wraps or Velcro straps up to 1/2" wide



Podium




Credenza



Desk

INSTALLATION



Slots accommodate tie wraps or Velcro straps up to 1/2" wide




Cable Tie Slots

Cable Tie Emboss

1 Install Wood Screws in 4 corners as shown in yellow.

2 Use Cable Ties to secure Inner Cable as shown.

3 Use Cable Ties to secure Outside Cable as shown.



Block & Slide Pathways


DESCRIPTION

Giving your clients multiple solutions is important in this changing environment. The Block and Slide provide a sleek and modern look for cable management. Route your wiring from the table to the floor in this very simple but classy look that installs quickly and easily.

FEATURES

- Modern wire duct, perfect for any environment where wire management is needed
- Sleek design integrates with any aesthetic
- Perfect for height-adjustable desk

ITEM	DESCRIPTION
WM-CP-BCK	BLOCK
WM-CP-SLD	SLIDE
WM-CP-BCKMT	Cable Pathway from Smart-Way Device Box to Table



Block cable pathway with mount.
*Sold as complete assembled part.



Block Mounting
Bracket for
attachment to
Smart-Way
Device Box



Specifications are subject to change without notice.

FSR

244 Bergen Boulevard, Woodland Park, NJ 07424
Phone: 973.785.4347 · Fax: 973.785.4207
Web: www.fsrinc.com · E-mail: sales@fsrinc.com