

# HydraPort® 6 Module Connection Ports

HPX-600SL, Brushed Aluminum (FG560-01-SL)

HPX-600BL, Black Anodized (FG560-01-BL)



## Overview

With space for up to six modules, the HPX-600 allows you to elegantly connect mobile devices at your desk, lectern or table using the most beautiful connectivity system ever developed. This sleek solution supports pass-through connectors for audio, video, Ethernet, USB and power plus control. The modular assembly makes it easy to change connections as needs evolve, and makes HydraPort® future proof for connection types that have yet to be developed. The elegant, flush-mount design conveniently opens in both directions providing a clean, unobtrusive look.

## Common Applications

The HPX-600 is perfect for conference rooms, classrooms or auditoriums where users need a simple, convenient way to connect devices power, Ethernet, USB, audio, and video.

## Features

- **Modular Design is Future Proof** – Features an assembly with the flexibility to change the modules to meet current and future needs
- **Variety of Sizes for All Types of Applications** – The HPX-600 accommodates six module units. Use the HydraPort Connection Preview Application to determine the size needed, based on the connection modules desired
- **Elegant and Unobtrusive** – Flush-mount design installs cleanly into a lectern or table and the lid conveniently opens in both directions providing a clean look
- **No Electrician Required** – HydraPort power modules can be connected directly to a wall or floor outlet eliminating the need for an electrician
- **Control The Room** – Add Metreau® or Novara® Keypad modules to control AV devices, lighting or shades as well as to initiate pre-programmed events
- **Anodized Aluminum** – These stylish, low profile connectivity ports have the same contemporary brushed aluminum enclosure as the higher-end office furniture manufacturers at the same price as most competitive painted metal models

- **Updated Web HydraPort Connection Preview Application** – Now you can select from all four connection port bases and even switch from one to the other as you build your module set. Plus you can still 'Save, Load and/or Print' every configuration

**Dealer Benefits**

- **Flexible Design** – The variety of chassis sizes and modules makes it easy to customize a connection port for every type of customer need using the HydraPort Connection Preview Application
- **Simplify the Installation** – The HydraPort series is easy to install, and even easier to change connection types since the modules slide easily into the Chassis
- **No Electrician Required** – HydraPort power modules can be connected directly to a wall or floor outlet eliminating the need for an electrician

**Customer Benefits**

- **Modular Design is Future Proof** – Features an assembly that allows users to populate the Chassis with different connection types that meet their current and future needs
- **Convenient Connections** – The HydraPort makes it easy for users to connect mobile devices such as laptops to in-room equipment and power plus Ethernet without having to run long cables
- **Elegant and Unobtrusive** – Flush-mount design conveniently opens in both directions providing a clean look





**Specifications**




GENERAL	
Dimensions	Max above mounting surface: 5/16" (7.3mm) with lid open, 1/8" (3mm) with lid closed Max below mounting surface: 6 15/16" (175 mm) Mounting surface footprint: 8 3/16" x 5 7/16" (208mm x 138mm) Min. mounting surface thickness: 3/4" (19 mm) Max mounting surface thickness: 2" ( 51 mm) Table Cutout Dimensions: 7.64" x 4.84" (194mm x 123mm)
Number of Modules Supported	Module sizes are provided in "HydraPort units" Modules range in size from 1/2 to 4 1/2 HydraPort units The HPX-600 supports up to 6 total single-space modules
Available Models	HPX-600SL, Brushed Aluminum (FG560-01-SL) HPX-600BL, Black Anodized (FG560-01-BL)
Enclosure	Black finish metal frame and lid with black plastic end caps
Certifications	UL 962A
Recommended Accessories	<ul style="list-style-type: none"> <li>• See HPX-600 Compatible HydraPort Connection Modules on next page</li> <li>• CBL-HDMI-FL, HDMI High Speed Flat Cable with RedMere® Technology (FG10-2180-16)</li> <li>• CBL-DP-FL, DisplayPort High Speed Flat Cable with RedMere® Technology (FG10-2181-16)</li> <li>• CBL-ETH-FL, Ethernet Cat5e Flat Cable (FG10-2182-16)</li> <li>• CBL-RGB+A-FL, RGB with Audio Flat Cable (FG10-2183-16)</li> </ul>






<b>HPX-600 COMPATIBLE HYDRAPORT CONNECTION MODULES</b>	
<p data-bbox="332 247 760 302"> <b>HPX-AV101-HDMI-R (FG552-27)</b>            Single HDMI Module with Retractable Cable         </p> 	<p data-bbox="954 247 1464 420"> <b>OVERVIEW</b>            The HydraPort HDMI Module with Retractable Cable delivers a compact, easy to install solution that organizes and hides cables in virtually any type of conference table, including narrow tables and those with glass inlay.         </p> <ul data-bbox="954 453 1479 594" style="list-style-type: none"> <li>•No Assembly, Adjustments or Terminations – Installs quickly and easily with no special mounting</li> <li>•Flat, High-Speed, HDMI cable powered by RedMere® – Ensures absolute best picture quality in a compact design</li> </ul> <p data-bbox="954 627 1321 709"> <b>DIMENSIONS</b>            1 1/2 HydraPort Units            Under Table Enclosure Volume: 20 in<sup>3</sup> </p> <p data-bbox="954 743 1224 798"> <b>WEIGHT</b>            Approximately 1lb (0.46 Kg)         </p> <p data-bbox="954 831 1471 1146"> <b>INTEGRATED CABLE</b> <ul style="list-style-type: none"> <li>•High Speed HDMI Retractable Cable with RedMere® Technology</li> <li>•Pullout Length: 5 ft (1.52m)</li> <li>•Pigtail: 6 ft (1.83m)</li> <li>•Pigtail Connector: HDMI Male</li> <li>•Data Rate: 10.2 Gbps</li> <li>•Resolution Support: up to 1920x1080p @ 120 Hz</li> <li>•Deep Color Support: Yes, 48-bit (16 bits per color)</li> <li>•3D Format Support: Yes</li> <li>•Plating: 24K Gold</li> </ul> </p> <p data-bbox="954 1180 1263 1234"> <b>FRONT PANEL COMPONENTS</b>            Pull-Out Connector: HDMI Male         </p> <p data-bbox="954 1268 1321 1320"> <b>TESTED LIFE EXPECTANCY</b>            Rated at 5,000 pull and release cycles         </p>
<p data-bbox="332 1325 751 1379"> <b>HPX-AV101-DP-R (FG552-28)</b>            DisplayPort Module with Retractable Cable         </p> 	<p data-bbox="954 1325 1471 1497"> <b>OVERVIEW</b>            The HydraPort DisplayPort Module with Retractable Cable delivers a compact, easy to install solution that organizes and hides cables in virtually any type of conference table, including narrow tables and those with glass inlay.         </p> <ul data-bbox="954 1530 1479 1818" style="list-style-type: none"> <li>•No Assembly, Adjustments or Terminations – Installs quickly and easily with no special mounting</li> <li>•Flat, High-Speed, DisplayPort Retractable Cable with RedMere® Technology – Connects a DisplayPort output from a DisplayPort-enabled device such as a visiting laptop and passes HDMI to an HDMI input within the room integration, such as an Enova DVX, DGX or DXLink Transmitter</li> <li>•Best Picture Quality – Ensures the absolute best picture quality is maintained from source to device</li> </ul>

	<p><b>DIMENSIONS</b>  1 1/2 HydraPort Units  Under Table Enclosure Volume: 20 in<sup>3</sup></p> <p><b>WEIGHT</b>  Approximately 1lb (0.46 Kg)</p> <p><b>INTEGRATED CABLE</b></p> <ul style="list-style-type: none"> <li>•DisplayPort to HDMI Retractable Cable with RedMere® Technology</li> <li>•High Speed HDMI Retractable Cable with RedMere® Technology</li> <li>•Pullout Length: 5 ft (1.52m)</li> <li>•Pigtail: 6 ft (1.83m)</li> <li>•Pigtail Connector: HDMI Male</li> <li>•Data Rate: 10.2 Gbps</li> <li>•Resolution Support: up to 1920x1080p @ 120 Hz</li> <li>•Deep Color Support: Yes, 48-bit (16 bits per color)</li> <li>•3D Format Support: Yes</li> <li>•Plating: 24K Gold</li> </ul> <p><b>FRONT PANEL COMPONENTS</b>  Pull-Out Connector: DisplayPort Male</p> <p><b>TESTED LIFE EXPECTANCY</b>  Rated at 5,000 pull and release cycles</p>
<p>HPX-N101-ETH-R (FG552-30)  Ethernet Module with Retractable Cable</p> 	<p><b>OVERVIEW</b>  The HydraPort Ethernet Module with Retractable Cable delivers a compact, easy to install solution that organizes and hides cables in virtually any type of conference table, including narrow tables and those with glass inlay.</p> <ul style="list-style-type: none"> <li>•No Assembly, Adjustments or Terminations – Installs quickly and easily with no special mounting</li> </ul> <p><b>DIMENSIONS</b>  1 1/2 HydraPort Units  Under Table Enclosure Volume: 20 in<sup>3</sup></p> <p><b>WEIGHT</b>  Approximately 1lb (0.46 Kg)</p> <p><b>INTEGRATED CABLE</b></p> <ul style="list-style-type: none"> <li>•Ethernet Cat5e Retractable Cable</li> <li>•Pullout Length: 5 ft (1.52m)</li> <li>•Pigtail: 6 ft (1.83m)</li> <li>•Pigtail Connector: RJ-45 Male</li> </ul> <p><b>FRONT PANEL COMPONENTS</b>  Pull-Out Connector: RJ-45 Male</p> <p><b>TESTED LIFE EXPECTANCY</b>  Rated at 5,000 pull and release cycles</p>





<p>HPX-AV102-RGB+A-R (FG552-31) RGB with Stereo Module with Retractable Cable</p> 	<p><b>OVERVIEW</b> The HydraPort® RGB with Stereo Module with Retractable Cable delivers a compact, easy to install solution that organizes and hides cables in virtually any type of conference table, including narrow tables and those with glass inlay.</p> <ul style="list-style-type: none"> <li>•No Assembly, Adjustments or Terminations – Installs quickly and easily with no special mounting</li> </ul> <p><b>DIMENSIONS</b> 1 1/2 HydraPort Units Under Table Enclosure Volume: 20 in3</p> <p><b>WEIGHT</b> Approximately 1lb (0.46 Kg)</p> <p><b>INTEGRATED CABLE</b></p> <ul style="list-style-type: none"> <li>•RGB with Audio Retractable Cable</li> <li>•Pullout Length: 5 ft (1.52m)</li> <li>•Pigtail: 6 ft (1.83m)</li> <li>•Pigtail Connector: 15-pin HD male and 3.5 mm stereo male</li> </ul> <p><b>FRONT PANEL COMPONENTS</b> Pull-Out Connector: 15-pin HD male and 3.5 mm stereo male</p> <p><b>TESTED LIFE EXPECTANCY</b> Rated at 5,000 pull and release cycles</p>
<p>HPX-AV101-HDMI (FG552-24) Single HDMI Module with Integrated Cable</p> 	<p><b>OVERVIEW</b> The HPX-AV101-HDMI module provides a HDMI connection to the HydraPort chassis.</p> <p><b>DIMENSIONS</b> 1 HydraPort Unit</p> <p><b>FRONT PANEL COMPONENTS</b> HDMI connector</p> <p><b>REAR PANEL COMPONENTS</b> 6' 6 3/4" (2 m) Cable to HDMI connector</p>
<p>HPX-AV101-DVI (FG552-23) Single DVI-D Module with Integrated Cable</p> 	<p><b>OVERVIEW</b> The HPX-AV101-DVI module provides a DVI-D connection to the HydraPort chassis.</p> <p><b>DIMENSIONS</b> 1 HydraPort Unit</p> <p><b>FRONT PANEL COMPONENTS</b> Female DVI-D connector</p> <p><b>REAR PANEL COMPONENTS</b> 6' 6 3/4" (2 m) Cable to male DVI-D connector</p>



<p>HPX-AV101-DVI-A (FG552-22) DVI-D with Stereo Module with Integrated Cables</p> 	<p><b>OVERVIEW</b> The HPX-AV101-DVI+A module provides DVI-D video plus stereo audio connectivity to the HydraPort chassis with integrated video and audio cables.</p> <p><b>DIMENSIONS</b> 1 HydraPort Unit</p> <p><b>FRONT PANEL COMPONENTS</b> Female DVI-D connector Female 1/8" stereo mini-jack</p> <p><b>REAR PANEL COMPONENTS</b> 6' 6 3/4" (2 m) Cable to male DVI-D connector 6' 6 3/4" (2 m) Cable to male 1/8" stereo mini-jack audio connector</p>
<p>HPX-AV100-CS+A (FG552-10) Composite with Stereo Module</p> 	<p><b>OVERVIEW</b> The HPX-AV100-CS+A module provides composite video plus stereo audio connectivity to the HydraPort chassis</p> <p><b>DIMENSIONS</b> 1 HydraPort Unit</p> <p><b>FRONT PANEL COMPONENTS</b> 3 female RCA connectors (1 for video, 2 for right/left audio)</p> <p><b>REAR PANEL COMPONENTS</b> 6-position Phoenix screw-terminal connector</p>
<p>HPX-AV102-RGB+A (FG552-25) RGB with Stereo Module with Integrated Cables</p> 	<p><b>OVERVIEW</b> The HPX-AV102-RGB+A module provides RGBHV video plus stereo audio connectivity to the HydraPort chassis.</p> <p><b>DIMENSIONS</b> 1 HydraPort Unit</p> <p><b>FRONT PANEL COMPONENTS</b> Female HD-15 connector Female 1/8" stereo mini-jack connector</p> <p><b>REAR PANEL COMPONENTS</b> 6' 6 3/4" (2 m) Cable to male HD-15 connector 6' 6 3/4" (2 m) Cable to male stereo mini-jack connector</p>
<p>HPX-AV100-RGB+A (FG552-11) RGBHV with Stereo Module</p> 	<p><b>OVERVIEW</b> The HPX-AV100-RGB+A module provides RGBHV video plus stereo audio connectivity to the HydraPort® chassis.</p> <p><b>DIMENSIONS</b> 1 HydraPort Unit (See the HPX-1600 specifications section for an explanation of HydraPort units)</p> <p><b>FRONT PANEL COMPONENTS</b></p> <ul style="list-style-type: none"> <li>•Female HD-15 VGA connector</li> <li>•Female 1/8" Stereo Mini-Jack</li> </ul>

	<p>REAR PANEL COMPONENTS</p> <ul style="list-style-type: none"> <li>•9-Position Phoenix screw-terminal Connector for Video Signals</li> <li>•3-Position Phoenix screw-terminal Connector for Audio Signals</li> </ul>
<p>HPX-C5400-CS+A (FG552-50-BL-K) Composite with Stereo to Cat5 Module</p> 	<p>OVERVIEW The HPX-C5400-CS+A module provides composite video plus stereo audio connectivity to the HydraPort chassis and activates on button press.</p> <p>DIMENSIONS 4.5 HydraPort Units</p> <p>FRONT PANEL COMPONENTS 3 female RCA connectors (1 for video, 2 for right/left audio)</p> <p>REAR PANEL COMPONENTS RJ-45 connector for UDM Cat5</p>
<p>HPX-C5400-VGA+A (FG552-51-BL-K) RGBHV with Stereo to Cat5 Module</p> 	<p>OVERVIEW The HPX-C5400-VGA+A module provides RGBHV video plus stereo audio connectivity to the HydraPort chassis and activates on button press.</p> <p>DIMENSIONS 4.5 HydraPort Units</p> <p>FRONT PANEL COMPONENTS 1 female HD-15 VGA connector 1 female 1/8" stereo mini-jack</p> <p>REAR PANEL COMPONENTS RJ-45 connector for UDM Cat5</p>
<p>HPX-C5400-CN+A (FG552-52-BL-K) Component with Stereo to Cat5 Module</p> 	<p>OVERVIEW The HPX-C5400-CN+A module provides component video plus stereo audio connectivity to the HydraPort chassis and activates on button press.</p> <p>DIMENSIONS 4.5 HydraPort Units</p> <p>FRONT PANEL COMPONENTS 5 female RCA connectors (3 for component video, 2 for right/left audio)</p> <p>REAR PANEL COMPONENTS RJ-45 connector for UDM Cat5</p>

<p>HPX-N100-RJ45 (FG553-01) Single Ethernet Module</p> 	<p><b>OVERVIEW</b> The HPX-N100-RJ45 module provides a single RJ-45 connection to the HydraPort chassis.</p> <p><b>DIMENSIONS</b> 1 HydraPort Unit</p> <p><b>FRONT PANEL COMPONENTS</b> 1 RJ-45 connector</p> <p><b>REAR PANEL COMPONENTS</b> 8-position punch-down block</p>
<p>HPX-N102-RJ45 (FG553-02) Dual Ethernet Module</p> 	<p><b>OVERVIEW</b> The HPX-N102-RJ45 module provides two RJ-45 connections to the HydraPort chassis.</p> <p><b>DIMENSIONS</b> 1 HydraPort Unit</p> <p><b>FRONT PANEL COMPONENTS</b> 2 RJ-45 connectors</p> <p><b>REAR PANEL COMPONENTS</b> 2 8-position punch-down blocks</p>
<p>HPX-N100-USB (FG553-11) Single USB Module with Integrated Cable</p> 	<p><b>OVERVIEW</b> The HPX-N100-USB module provides a single USB connection to the HydraPort chassis</p> <p><b>DIMENSIONS</b> 1 HydraPort Unit</p> <p><b>FRONT PANEL COMPONENTS</b> Female USB Type A connector</p> <p><b>REAR PANEL COMPONENTS</b> 6' 6 3/4" (2 m) Cable to male USB Type A connector</p>
<p>HPX-N102-USB (FG553-12) Dual USB Module with Printed USB Symbol</p> 	<p><b>OVERVIEW</b> The HPX-N102-USB module provides a dual USB connection to the HydraPort chassis.</p> <p><b>DIMENSIONS</b> 1 HydraPort Unit</p> <p><b>WEIGHT</b> .35 lbs (.16 Kg)</p> <p><b>FRONT PANEL COMPONENTS</b> (2) Type A USB Sync Ports female</p> <p><b>REAR PANEL COMPONENTS</b> (2) 6' (1.83 m) USB cable</p>
<p>HPX-N102-USB-PC Dual USB Power Module with Printed Charging Symbol</p> 	<p><b>OVERVIEW</b> The HPX-N102-USB-PC module provides a dual USB connection to the HydraPort chassis, it also allows the user to identify USB ports to be used for power charging, power source is included.</p> <p><b>DIMENSIONS</b> 1 HydraPort Unit</p>



<p>HPX-CPT200-W (FG562-41) Cable Pass-Thru Well Module</p> 	<p><b>OVERVIEW</b> The HPX-CPT200-W provides a convenient way to keep cables out of site in an HydraPort HPX-600, 900 or 1200 chassis, while still being readily available to connect when needed.</p> <p><b>DIMENSIONS</b> 2 HydraPort Units</p>
<p>HPX-CPTS100-W (FG562-42) Spacer, Cable Pass-Thru Well Module</p> 	<p><b>OVERVIEW</b> The HPX-CPTS100-W provides a simple and convenient way to add additional spaces to the HPX-CPT200-W HydraPort® Cable Pass-Through Well Module, thereby increasing the number of cables that can be passed through a single HydraPort. Adding one HPX-CPTS100-W spacer adds two circular openings to the existing two openings to accommodate a total of 4 cables. Adding a second spacer adds another two circular openings, providing a maximum of 6 openings per HydraPort. Each HPT-CPTS100-W Pass-Through Module Spacer utilizes 1 HydraPort Unit.</p> <p><b>DIMENSIONS</b> 1 HydraPort Unit</p>
<p>HPX-CPTS300-W (FG562-42K) Cable Pass-Thru Well Module and Spacer Kit</p> 	<p><b>OVERVIEW</b> The HPX-CPTS300-W kit includes the Cable-Pass-Thru Well Module and Spacer together providing a simple and convenient way to add four circular openings to accommodate four cables - while keeping them out of sight in a HydraPort HPX-600, 900 or 1200 chassis.</p> <p><b>DIMENSIONS</b> 3 HydraPort Units</p>
<p>HPX-U100-BTN (FG554-01) Single Button Module with LED</p> 	<p><b>OVERVIEW</b> The HPX-U100-BTN module provides discrete button control to the HydraPort chassis.</p> <p><b>DIMENSIONS</b> 1 HydraPort Unit</p> <p><b>FRONT PANEL COMPONENTS</b> Single push-button with LED back-light</p> <p><b>REAR PANEL COMPONENTS</b> 2-position Phoenix screw-terminal connector for LED 2-position Phoenix screw-terminal connector for push button closure</p>

<p>HPX-U200-MOD (FG554-81) Modero® Connection Module</p>  <p>The image shows a black rectangular module with four ports on the front panel. The top-left port is labeled 'RGB', the top-right is 'POWER', the bottom-left is 'ETHERNET', and the bottom-right is 'AUDIO/VIDEO'.</p>	<p><b>OVERVIEW</b> The HPX-U200-MOD module provides a connection for a Modero Tabletop Touch Panel to the HydraPort chassis.</p> <p><b>DIMENSIONS</b> 2 HydraPort Units</p> <p><b>FRONT PANEL COMPONENTS</b> 3 RJ-45 connectors 1 2-position Phoenix connector</p> <p><b>REAR PANEL COMPONENTS</b> 3 8-position punch-down blocks 1 2-position Phoenix screw-terminal connector</p>
<p>HPX-U400-MET-6N (FG554-11-BL-K) Metreau® 6-Button Keypad Kit with Carrier</p>  <p>The image shows a black vertical keypad carrier. The front panel features six buttons: 'TUNER', 'DVD', 'LIGHTS', 'FAN', 'BLINDS', and 'DISPLAY'. Below the buttons is a circular navigation wheel with four directional arrows and a central button.</p>	<p><b>OVERVIEW</b> The HPX-U400-MET-6N module is a Metreau 6-Button keypad in a carrier that allows it to be installed into the HydraPort chassis.</p> <p><b>FEATURES</b></p> <ul style="list-style-type: none"> <li>◦ Includes navigation wheel for simplified control</li> <li>◦ Blue LEDs light up when buttons are pressed</li> <li>◦ Conveniently matches the styling of the NI-3101-SIG Controller</li> </ul> <p><b>DIMENSIONS</b> 4.5 HydraPort Units</p> <p><b>FRONT PANEL COMPONENTS</b> Pushbuttons – 6 tactile pushbuttons with blue LED indicators that illuminate when pressed to confirm the source/function was selected and that it is currently being used. These pre-printed buttons are field-replaceable</p> <p>IR Sensor – Supports standard AMX IR (38 kHz only) LED Levels Indicator - set of 7 blue LEDs provide level feedback</p> <p>Navigation Wheel – consists of 5 pushbuttons: 4 directional pushbuttons (up, down, right, left), 1 center pushbutton, and bi-directional rotating wheel for channel adjustments</p> <p><b>REAR PANEL COMPONENTS</b> DIP switch – 8 position mini DIP switch used to set the device address for the keypad on the AxLink Bus (1-255)</p> <p>AxLink connector - 4 pin 3.5mm Phoenix connector for AxLink connection to the NetLinX Master</p>

HPX-U400-MET-7 (FG554-13-BL-K)  
Metreau 7-Button Keypad Kit with Carrier



#### OVERVIEW

The HPX-U400-MET-7 module is a Metreau 7-Button keypad in a carrier that allows it to be installed into the HydraPort chassis.

#### FEATURES

- AxLink connectivity to NetLink master
- Standard buttons include TUNER, DVD, LIGHTS, FAN, BLINDS, DISPLAY, and +/-
- Blue LEDs glow to indicate button selection
- Conveniently matches NI-3101-SIG Controller
- Bottom button can act as a single button or as two buttons

#### DIMENSIONS

4.5 HydraPort Units

#### FRONT PANEL COMPONENTS

7 tactile pushbuttons with blue LED indicators that illuminate when pressed to confirm the source/function was selected and that it is currently being used. These pre-printed buttons are field-replaceable. The bottom button functions as 2 buttons - there are 2 positions (left and right) that allow the user to control channel/levels (up/down).

Blue LEDs indicate activity

#### REAR PANEL COMPONENTS

DIP switch - 8 position mini DIP switch used to set the device address for the keypad on the AxLink Bus  
AxLink connector - Wiring - 4-pin 3.5mm Phoenix  
AxLink connector

HPX-U400-MET-13 (FG554-12-BL-K)  
Metreau 13-Button Keypad Kit with Carrier



#### OVERVIEW

The HPX-U400-MET-13 module is a Metreau 13-Button keypad in a carrier that allows it to be installed into the HydraPort chassis.

#### FEATURES


- AxLink connectivity to NetLink master
- Standard buttons include 1-9, 0, ENTER, SAVE, and +/-
- Blue LEDs glow to indicate button selection
- Conveniently matches the NI-3101-SIG Controller
- Bottom button can act as a single button or as two buttons

#### DIMENSIONS

4.5 HydraPort Units

#### FRONT PANEL COMPONENTS

13 tactile pushbuttons with blue LED indicators that illuminate when pressed to confirm the source/function was selected and that it is currently being used (12 single-width, 1 double-width). These pre-printed buttons are field-replaceable. The bottom button functions as 2 buttons - there are 2 positions (left and right) that allow the user to control channels

	<p>(up/down). Blue LEDs indicate activity</p> <p><b>REAR PANEL COMPONENTS</b> DIP switch - 8 position mini DIP switch used to set the device address for the keypad on the AxLink Bus</p> <p>AxLink connector - Wiring - 4-pin 3.5mm Phoenix AxLink connector</p>
<p>HPX-U400-R-MET-6N (FG564-11-BL) Metreau 6-Button Keypad Ramp Mount Kit</p> 	<p><b>OVERVIEW</b> The HPX-U400-R-MET-6N module is a Metreau 6-Button Keypad in a carrier that allows it to be installed into the HydraPort chassis.</p> <p><b>FEATURES</b></p> <ul style="list-style-type: none"> <li>◦ Includes navigation wheel for simplified control</li> <li>◦ Blue LEDs light up when buttons are pressed</li> <li>◦ Conveniently matches the styling of the NI-3101-SIG Controller</li> </ul> <p><b>DIMENSIONS</b> 4 HydraPort Units</p> <p><b>FRONT PANEL COMPONENTS</b> Pushbuttons – 6 tactile pushbuttons with blue LED indicators that illuminate when pressed to confirm the source/function was selected and that it is currently being used. These pre-printed buttons are field-replaceable</p> <p>IR Sensor – Supports standard AMX IR (38 kHz only) LED Levels Indicator - set of 7 blue LEDs provide level feedback</p> <p>Navigation Wheel – consists of 5 pushbuttons: 4 directional pushbuttons (up, down, right, left), 1 center pushbutton, and bi-directional rotating wheel for channel adjustments</p> <p><b>REAR PANEL COMPONENTS</b> DIP switch – 8 position mini DIP switch used to set the device address for the keypad on the AxLink Bus (1-255)</p> <p>AxLink connector - 4 pin 3.5mm Phoenix connector for AxLink connection to the NetLinx Master</p>

HPX-U400-R-MET-7 (FG564-13-BL)  
Metreau 7-Button Keypad Ramp Mount Kit



**OVERVIEW**

The HPX-U400-R-MET-7 module is a Metreau 7-Button Keypad in a carrier that allows it to be installed into the HydraPort® chassis.

**FEATURES**

- AxLink connectivity to NetLinx master
- Standard buttons include TUNER, DVD, LIGHTS, FAN, BLINDS, DISPLAY, and +/-
- Blue LEDs glow to indicate button selection
- Conveniently matches NI-3101-SIG Controller
- Bottom button can act as a single button or as two buttons

**DIMENSIONS**

4 HydraPort Units

**FRONT PANEL COMPONENTS**

7 tactile pushbuttons with blue LED indicators that illuminate when pressed to confirm the source/function was selected and that it is currently being used. These pre-printed buttons are field-replaceable. The bottom button functions as 2 buttons - there are 2 positions (left and right) that allow the user to control channel/levels (up/down).

Blue LEDs indicate activity

**REAR PANEL COMPONENTS**

DIP switch - 8 position mini DIP switch used to set the device address for the keypad on the AxLink Bus  
AxLink connector - Wiring - 4-pin 3.5mm Phoenix  
AxLink connector

HPX-U400-R-MET-13 (FG564-12-BL)  
Metreau 13-Button Keypad Ramp Mount Kit



**OVERVIEW**

The HPX-U400-R-MET-13 module is a Metreau 13-Button keypad in a carrier that allows it to be installed into the HydraPort chassis.

**FEATURES**


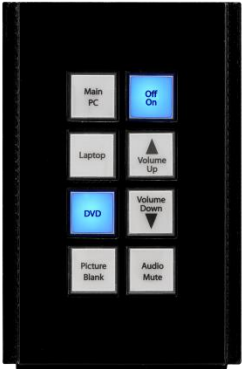
- AxLink connectivity to NetLinx master
- Standard buttons include 1-9, 0, ENTER, SAVE, and +/-
- Blue LEDs glow to indicate button selection
- Conveniently matches the NI-3101-SIG Controller
- Bottom button can act as a single button or as two buttons




**DIMENSIONS**








4 HydraPort Units

**FRONT PANEL COMPONENTS**

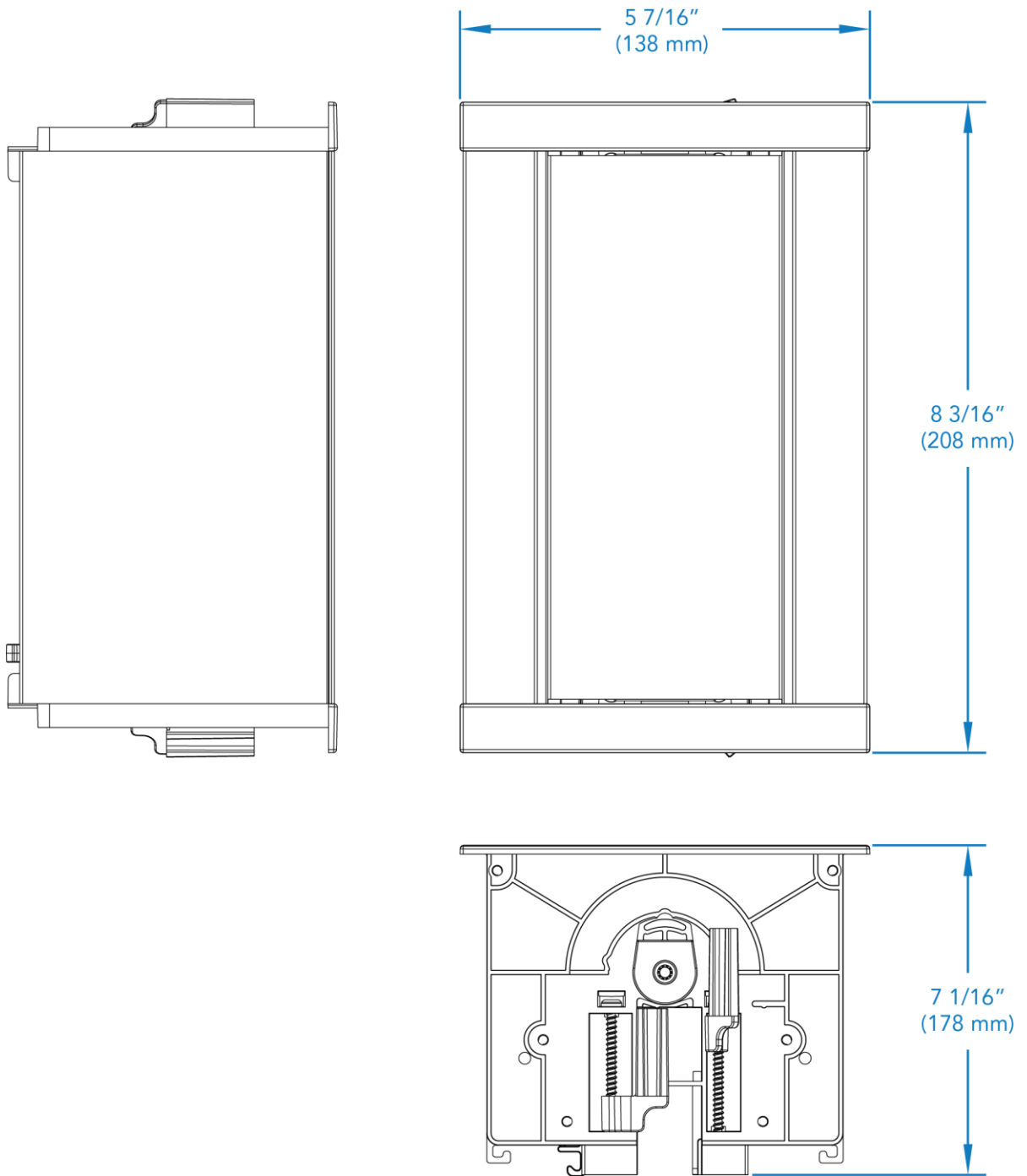
13 tactile pushbuttons with blue LED indicators that illuminate when pressed to confirm the source/function was selected and that it is currently being used (12 single-width, 1 double-width). These pre-printed buttons are field-replaceable. The bottom button functions as 2 buttons - there are 2 positions (left and right) that allow the user to control channels

	<p>(up/down). Blue LEDs indicate activity</p> <p><b>REAR PANEL COMPONENTS</b> DIP switch - 8 position mini DIP switch used to set the device address for the keypad on the AxLink Bus</p> <p>AxLink connector - Wiring - 4-pin 3.5mm Phoenix AxLink connector</p>
<p>HPX-U400-CP-1008 (FG554-71-BL) Novara 8-Button ControlPad (US) Module</p>  <p>The image shows a black rectangular control pad with eight buttons arranged in a 4x2 grid. The buttons are labeled: Main PC, Off On, Laptop, Volume Up, DVD, Volume Down, Picture Blank, and Audio Mute. The 'Off On' and 'DVD' buttons are illuminated with a blue glow.</p>	<p><b>OVERVIEW</b> The HPX-U400-CP-1008 module is a Novara 8-Button (US) ControlPad designed to install directly into the HydraPort chassis.</p> <p><b>FEATURES</b></p> <ul style="list-style-type: none"> <li>◦ 8-button panel layout</li> <li>◦ Blue, backlit buttons with programmable feedback</li> <li>◦ Includes acetate sheet with 50 pre-cut button label inserts for easy, cost effective labeling</li> <li>◦ 1315 events per panel</li> </ul> <p><b>DIMENSIONS</b> 4 HydraPort Units</p> <p><b>BUTTON LAYOUT</b> 8 buttons Blue, backlit buttons with programmable feedback</p> <p><b>MAX NUMBER OF EVENTS PER CONTROLPAD</b> 1315</p> <p><b>REAR PANEL COMPONENTS</b> 2 relay ports for relay control 1 RS-232 port 1 IR port 1 input detection port 1 USB device configuration port</p> <p><b>SUPPORTED BAUD RATES</b> 1200 - 115200</p>
<p>HPX-U400-SP-08-AX (FG554-51-BL) Novara 8-Button Keypad with AxLink (US) Module</p>  <p>The image shows a black rectangular keypad with eight buttons arranged in a 4x2 grid. The buttons are labeled: Main PC, Off On, Laptop, Volume Up, DVD, Volume Down, Picture Blank, and Audio Mute. The 'Off On' and 'DVD' buttons are illuminated with a blue glow.</p>	<p><b>OVERVIEW</b> The HPX-U400-SP-08-AX module is a Novara 8-Button (US) AxLink KeyPad designed to install directly into the HydraPort chassis.</p> <p><b>FEATURES</b></p> <ul style="list-style-type: none"> <li>◦ 8-button panel layout</li> <li>◦ 4-pin AxLink connector and Status LED</li> <li>◦ Blue, backlit buttons with controllable feedback</li> <li>◦ Includes acetate sheet with 50 pre-cut button label inserts for easy, cost effective labeling</li> <li>◦ One bi-directional RS-232 port, with accompanying loop through</li> </ul> <p><b>DIMENSIONS</b></p>

	<p>4 HydraPort Units</p> <p><b>POWER REQUIREMENTS</b> Minimum: 80mA / Maximum: 130mA @ 12 VDC</p> <p><b>BUTTON LAYOUT</b> 8 buttons; blue, backlit buttons with controllable feedback</p> <p><b>REAR PANEL COMPONENTS</b> 4-pin AxLink connector/Status LED; RS-232 port, with accompanying loop-through port; power connector</p> <p><b>RS-232 PROTOCOL</b> Baud rate: 9600 data Bits: 8 Stop Bits: 1 Parity: No Parity</p>
<p>HPX-P200-PC-US (FG561-01) Power Outlet (US) Module with Cord</p> 	<p><b>OVERVIEW</b> The HPX-P200-PC-US module provides power connectivity for US plug types to the HydraPort chassis.</p> <p><b>DIMENSIONS</b> 2 HydraPort Units</p> <p><b>CERTIFICATIONS</b> UL 962A</p> <p><b>REAR PANEL COMPONENTS</b> 7' 10 1/2" (2.4 m) US power cord</p>
<p>HPX-P250-PC-UK (FG561-11) Power Outlet (UK) Module</p> 	<p><b>OVERVIEW</b> The HPX-P250-PC-UK module provides power connectivity for UK plug types to the HydraPort chassis.</p> <p><b>DIMENSIONS</b> 2.5 HydraPort Units</p> <p><b>REAR PANEL COMPONENTS</b> IEC 60320 C13 power cord connector</p>
<p>HPX-P200-PC-EU (FG561-21) Power Outlet (EU) Module</p> 	<p><b>OVERVIEW</b> The HPX-P200-PC-EU module provides power connectivity for EU plug types to the HydraPort chassis.</p> <p><b>DIMENSIONS</b> 2 HydraPort Units</p> <p><b>REAR PANEL COMPONENTS</b> IEC 60320 C13 power cord connector</p>

<p>HPX-P200-PC-AU (FG561-31) Power Outlet (AU) Module</p> 	<p><b>OVERVIEW</b> The HPX-P200-PC-AU module provides power connectivity for AU plug types to the HydraPort chassis.</p> <p><b>DIMENSIONS</b> 2 HydraPort Units</p> <p><b>REAR PANEL COMPONENTS</b> IEC 60320 C13 power cord connector</p>
<p>HPX-P250-PC-IN (FG561-41) Power Outlet (IN) Module</p> 	<p><b>OVERVIEW</b> The HPX-P250-PC-IN module provides power connectivity for UK plug types to the HydraPort chassis.</p> <p><b>DIMENSIONS</b> 2.5 HydraPort Units</p> <p><b>REAR PANEL COMPONENTS</b> IEC 60320 C13 power cord connector</p>
<p>HPX-B050 (FG558-01) 1/2 M Blank Panel</p> 	<p><b>OVERVIEW</b> Blanks are available for unused slots in the HydraPort chassis.</p> <p><b>DIMENSIONS</b> 1/2 HydraPort Unit</p>
<p>HPX-B100 (FG558-02) 1 M Blank Panel</p> 	<p><b>OVERVIEW</b> Blanks are available for unused slots in the HydraPort chassis.</p> <p><b>DIMENSIONS</b> 1 HydraPort Unit</p>
<p>HPX-B200 (FG558-03) 2 M Blank Panel</p> 	<p><b>OVERVIEW</b> Blanks are available for unused slots in the HydraPort chassis.</p> <p><b>DIMENSIONS</b> 2 HydraPort Units</p>
<p>HPX-B050-L (FG558-11) 1/2 M Custom Label Panel</p> 	<p><b>OVERVIEW</b> The HPX-B050-L is a blank panel that is pad printed with custom text, and is available for labeling slots in the HydraPort chassis.</p> <p><b>DIMENSIONS</b> 1/2 HydraPort Unit</p>
<p>HPX-B100-L (FG558-12) 1 M Custom Label Panel</p> 	<p><b>OVERVIEW</b> The HPX-B100-L is a blank panel that is pad printed with custom text, and is available for labeling slots in the HydraPort chassis.</p> <p><b>DIMENSIONS</b> 1 HydraPort Unit</p>





**About AMX**

AMX hardware and software solutions simplify the implementation, maintenance, and use of technology to create effective environments. With the increasing number of technologies and operating platforms at work and home, AMX solves the complexity of managing this technology with reliable, consistent and scalable systems. Our award-winning products span control and automation, system-wide switching and audio/video signal distribution, digital signage and technology management. They are implemented worldwide in conference rooms, homes, classrooms, network operation / command centers, hotels, entertainment venues, broadcast facilities, and more. ©2012 AMX. All rights reserved. Specifications subject to change. Revised 30-Oct-13.

AMX.com | 800.222.0193 | 469.624.8000 | +1.469.624.7400 | fax 469.624.7153