




Strategy Series™ 8" Mounting System Accessories

Enclosures, Grilles, Tile Bridge, Plaster and Trim Rings



Strategy Series

Applications

The patented Strategy Series (U.S. Patent #5206464) loudspeaker system was carefully engineered to provide excellent audio performance as well as optimum aesthetic and installation advantages in new or existing construction. The innovative system, which uses matched audio components, includes loudspeakers, acoustic enclosures, hardware-free grilles, trim rings, plaster rings, and tile bridges.

Strategy Series components may be mixed and matched to provide an attractive, high-quality and economical solution for meeting the music and voice-communication needs of owners, architects, contractors and consultants. The 8" Strategy Series loudspeakers offer good performance and extended sound pressure levels making the system ideal for prestigious venues or high/vaulted ceiling applications. The series offers two performance levels: commercial and high-performance. Respective levels are determined by selected loudspeaker/enclosure combination.

The 8" system is perfect for commercial, institutional and retail venues where high-fidelity music and/or clear voice communication are required. Easier, faster installation and a superior overall appearance are the three most distinguishable characteristics of the Strategy Series.

Acoustic Enclosures - FA97-4 Series and FA95-4 Series

Strategy Series 8" loudspeaker enclosures are acoustically-treated, front-loading units, equipped for installation in ceilings up to 2 3/8" thick. Models FA97-8 and FA95-8 feature depths of 7 1/8" and 6 1/8", respectively. The deeper, FA97-8 allows for extended low-frequency response and is also lined with sound-deadening, 5/16" thick acoustic batting (2 lb./ft.³ density) and features an acoustic fiber board bottom to prevent "oil canning". The two back boxes are equipped with conduit knockouts and are available without knockouts (NK) to meet respective building code requirements. Enclosures are constructed of CRS (22-gauge top ring & 20-gauge bottom/sides) and include four threaded inserts for loudspeaker installation and three stud receptacles for accepting Strategy Series grilles. Both models are electro galvanized.

Model FA97-8 and FA95-8 install quickly and easily in plaster, drywall, or suspended tile ceilings up to 2 3/8" thick utilizing three, easy-to-adjust rotating clamps that rotate and secure into position with a screwdriver. The enclosures front-load Atlas Sound's Strategy Series 8" diameter loudspeaker Model FA138. This direct loudspeaker-to-enclosure mounting method removes all load-bearing requirements from the grille, allowing the use of welded studs for convenient, push-on grille installation — a time-saving feature which presents a clean and hardware-free appearance. It also facilitates fast and easy grille removal for painting or other maintenance.

FA97-8 - Enclosures allow the high-performance coaxial FA138 loudspeaker to achieve maximum potential. This high-quality loudspeaker/enclosure combination is perfect for applications where high-fidelity music and intelligible speech are imperative.

FA95-8 - Models are an economical alternative with reduced depth which may be used for quality voice transmission, music and signal reproduction in commercial, industrial, and institutional applications.



FA95-8



FA97-8

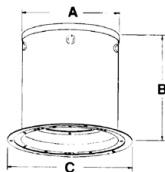
©2011 Atlas Sound L.P. All rights reserved. Atlas Sound and Strategy Series are trademarks of Atlas Sound L.P. All other trademarks are the property of their respective owners. AT5001387 RevE 2/12

©2011 Atlas Sound L.P. All rights reserved. Atlas Sound and Strategy Series are trademarks of Atlas Sound L.P. All other trademarks are the property of their respective owners. AT5001387 RevE 2/12

Specifications

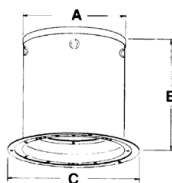
FA97-8(NK)*

A	8½" (216mm)
B	7⅝" (194mm)
C	10⅞" (276mm)
Cutout Diameter	9¾" (248mm)
Rec. Speaker*	FA138, FA118
Weight	3.38 lbs. /1.5 kg.
Int. Volume	22ft ³




FA95-8(NK)*

A	8½" (216mm)
B	6⅞" (156mm)
C	10⅞" (276mm)
Cutout Diameter	9¾" (248mm)
Rec. Speaker*	FA118
Weight	2.25 lbs. /1.25 kg.
Int. Volume	.17ft ³



*(NK)= Models Without Knockouts

**FA134 and FA114 loudspeakers may be mounted in either FA97-4(NK) or FA95-4(NK) enclosures are also Plenum rated under UL file 2043

★  General signaling (1480 non-fire) includes all speaker/transformer combinations (except HT-82) when used with an Atlas Sound UL listed enclosure and baffle are also Plenum rated under UL file 2043.

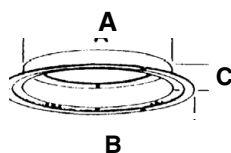
Mounting Accessories

Plaster Ring - Model FAPR-8

Model FAPR-8 plaster ring is used to mount Strategy Series 8" loudspeakers into ceilings and walls for applications where an enclosure cannot be used, or where it is not desired. Unit is constructed with the same internal mounting flange as FA97-8 and FA95-8 enclosures. It may be used to mount non-transformer equipped loudspeaker models into walls having a minimum depth of 4" (FA138). The FAPR-8 will facilitate installation of transformer-equipped loudspeaker models into walls with a minimum depth of 6½" (FA138 measured from the front of the mounting surface to the rear of the inside mounting area). Plaster ring is constructed of 20-gauge CRS and electro galvanized. It is equipped with four threaded inserts for loudspeaker installation and three stud receptacles for mounting Strategy Series grilles. The mounting mechanism is comprised of three rotating clamps(included). Cutout dimension 9⅝".

FAPR-8

A	8½" (216mm)
B	10⅞" (276mm)
C	7⅞" (22mm)
Cutout	9⅝" (248mm)
Weight	.63 lbs. /286 kg.



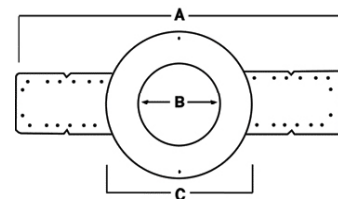
Trim Ring - Model FA-TR8

The Strategy Series FA-TR8 trim ring/rough-in bracket, for wall or ceiling-mount applications, installs prior to the drywall and serves as a pattern cut-out for the drywall contractor to finish-out the wall leaving the proper opening for a FA97-8 or FA95-8 enclosure and FARPR-8 Plaster Ring this step identifies pre-wire location, expediting sound system installation. Trim ring measures 25⅝" L and will accommodate ⅜" to 1¼" drywall. Mounting holes are provided to match both 16" and 24" center studs. FA-TR8 is finished in black epoxy.

NOTE: Trim ring alone will not allow installation of Strategy Series Grilles – Enclosures or FAPR Plaster Ring is required for grille installation.

FA-TR8

A	25⅝" (651mm)
B	9⅜" (249mm)
C	11¼" (285mm)
Weight	1.1 lbs. /.50kg.

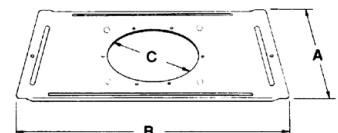


TILE BRIDGE - Model FA81-8

The Strategy Series tile bridge for 8" loudspeakers is designed to prevent ceiling tile sag by distributing the loudspeaker assembly weight to the ceiling's support members. Model FA81-8 is constructed of 24-gauge electro-galvanized steel and accepts enclosure Model Series FA97-8 and FA95-8 and Plaster Ring Model FAPR-8.

FA81-8

A	14⅞" (359mm)
B	23⅜" (600mm)
C	9¾" (206mm)
Weight	2.1 lbs. /1.0kg.



©2011 Atlas Sound L.P. All rights reserved. Atlas Sound and Strategy Series are trademarks of Atlas Sound L.P. All other trademarks are the property of their respective owners. AT5001387 RevE 2/12

Attractive, Easy-Fit Grilles

FA51-8, FA170-8, FA720-8 & FA730-8

Strategy Series grilles push mount for fast and easy installation without tools. They are also aesthetically pleasing both in size and overall appearance. This unique grille design utilizes three specially configured, serrated, welded studs for secure, push-on installation, achieving a clean, hardware-free appearance. Stud-mount design also provides for easy grille removal during ceiling/wall painting and maintenance. The grilles are available in a choice of three round styles and one square version to meet all types of interior decor and budget considerations. All models are constructed of CRS and finished in textured white or a combination of textured white epoxy and black enamel.

The functional and economic FA51-8 round grille features a one-piece, stamped, perforated opening which is compatible with most ceiling styles. The grille's 1/8" diameter holes are equally spaced, forming a perforation pattern which allows for high-quality sound transmission.

Square Model FA170-8 features an integrally designed subplate with slotted cutouts enabling the grille to be positioned for meeting directional ceiling requirements. This exclusive feature allows for independent grille rotation regardless of mounted back box position. The three push-mount grille studs are sandwiched in between the grille and subplate, allowing the studs to rotate within the slotted cutouts as the grille is turned.

Aesthetic value highlights the round Strategy FA720-8 grille. The unit's sturdy, two-piece construction features a perforated, mesh grille, welded to a formed outer ring. The grille's perforated design with narrow ring width enable it to embrace selective applications, while providing optimum speaker performance.

The unique and contemporary design of the FA730-8 grille compliments any surrounding decor and offers excellent voice/music transmission through standard perforation design. The grille features a textured white trim ring, accented by black regressed step-rings and black finished perforation. When installed, the grille gives the appearance of a recessed spot or down light.

FA51-8

Grille Dimensions 11 1/8" Diameter x 5/16" Projection (283mm x 8mm)

Speaker FA138
Enclosure FA97-8, FA95-8
Mtg.Ring FAPR-8

FA170-8

Grille Dimensions 11 1/2" Square x 1 1/2" Projection (286mm x 8mm)

Speaker FA138
Enclosure FA97-8, FA95-8
Mtg.Ring FAPR-8

FA720-8


Grille Dimensions 11 1/8" Diameter x 5/16" Projection (283mm x 8mm)

Speaker FA138
Enclosure FA97-8, FA95-8
Mtg.Ring FAPR-8

FA730-8

Grille Dimensions 11 1/8" Diameter x 3/8" Projection (283mm x 9.5mm)

Speaker FA118, FA138
Enclosure FA97-8, FA95-8
Mtg.Ring FAPR-8

★  General signaling (1480 non-fire) includes all speaker/transformer combinations (except HT-82) when used with a UL listed enclosure and baffle.



FA51-8



FA170-8



FA720-8



FA730-8

©2011 Atlas Sound L.P. All rights reserved. Atlas Sound and Strategy Series are trademarks of Atlas Sound L.P. All other trademarks are the property of their respective owners. AT5001387 RevE 2/12

Strategy Series™ 8" System Installation

Figure 1 Enclosures mount quickly using rotating clamps. Grille push-mounts with "easy-fit" welded studs.

Figure 2 Enclosure installation from below ceiling using tile bridge above. This room-side installation into suspended tile utilizes clamping "dogs" to sandwich tile between bridge and enclosure. Max. ceiling thickness is 2 3/8".

Figure 3 Enclosure installation from above ceiling using the bridge (new construction). Rotating clamps are used to pre-mount tile bridge to enclosure, allowing system to be positioned in ceiling before tiles are set. Please note maximum ceiling thickness in this application is 5/8" to allow grille studs to mount into enclosure.

Figure 4 Enclosure installation from below ceiling without tile bridge. This blind-mount installation method, which is most common in plaster, drywall and retrofit applications, is accomplished by cutting an opening to size, inserting the enclosure and rotating the clamps. Max. ceiling thickness is 2 3/8".

Figure 5 Illustrates wall-mount installation using plaster ring Model FAPR-8. A minimum wall depth of 3 1/2" for Model FA118 and 4" for Model FA138 (from rim of the plaster ring to the back of the speaker) is required for mounting.

Architect and Engineer Specifications

Loudspeaker system shall be Atlas Sound Strategy Series™. System shall include a coaxial, 8" loudspeaker Model FA138, matched enclosure Model ____ (FA97-8, FA97-8NK) and flush grille Model ____ (FA51-8, FA170-8, FA720-8, FA730-8). Frequency response of the system shall be 85 Hz to 20 kHz + 5dB and the sensitivity shall be 93dB (peak) measured at 1W / 1M across the full bandwidth. Power rating shall be 100 watts. Unit shall be comprised of an 8" diameter low frequency driver and a 1/2" dia. high frequency driver. Magnet shall be 21 oz. and the voice coil diameter shall be 1.5" (38mm). Dispersion shall be 110° measured at -6dB, 2kHz octave band. Transformer-equipped models shall include factory wired ____ (70.7) volt transformer with primary taps of ____ (.5, 1, 2 & 4 or 1, 2, 4 & 8 or 4, 8 & 16). Loudspeaker shall front-load to specified enclosure Model FA97-8(NK), or Model FAPR-8 plaster mounting ring. Strategy Series enclosures shall use toggle clamps for ceiling mounting and stud receivers for grille mounting. The FA97 Series enclosures shall be lined with high density acoustic batting.

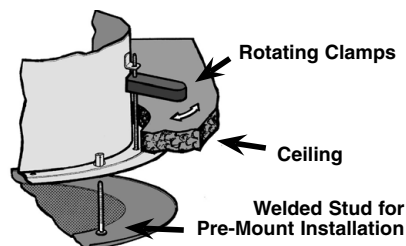
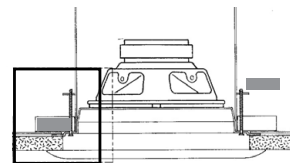


FIG. 1



Area of detail for Figures 2, 3 & 4

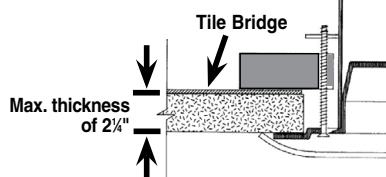


FIG. 2

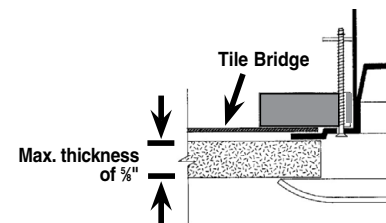


FIG. 3

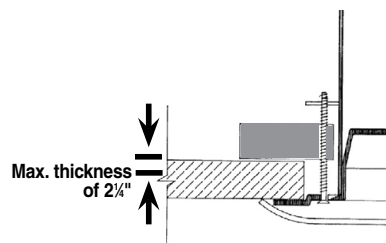
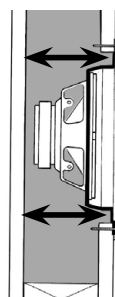


FIG. 4



3 1/2" Min. Depth from rim of plaster ring to back of 8" Strategy Model FA118 loudspeaker. (Transformer equipped models require 3 1/2" depth).

4" Min. Depth from rim of plaster ring to back of 8" Strategy Model FA138 loudspeaker. (Transformer equipped models require 6 1/2" depth).

FIG. 5