

## Safety Information

### HEARING SAFETY

#### CAUTION!

This product is designed to amplify sounds to a high volume. To protect your hearing and the hearing of others: (1) Make sure the unit is OFF or the volume is turned down before putting on the earphones, (2) set volume level at the minimum setting you need to hear, and (3) do not allow children or other unauthorized persons to have access to this product.

### MEDICAL DEVICE SAFETY

#### CAUTION!

Before using this product with an implantable or other medical device, consult your physician or the manufacturer of your implantable or other medical device. If you have a pacemaker or other medical device, make sure that you are using this product in accordance with safety guidelines established by your physician or the implantable device manufacturer.

### BATTERY SAFETY

#### CAUTION!

#### DLT 300 internal battery pack.

To reduce the risk of fire or burns, do not attempt to open, disassemble, or service the battery pack. Do not crush, puncture, short contacts or dispose of in fire or water. Do not incinerate or expose to temperatures above 140F (60C). Replace only with battery pack designated for this product. Rechargeable Lithium-polymer battery (Li-Po). Recycle or dispose of properly.

#### CAUTION!

To prolong battery life, do not leave unit(s) in charger/dock for extended periods of time (i.e. 6 months or more). Remove the transmitter/receiver from the charger/dock and allow it to fully discharge periodically.

## Recycling Instructions



### Help Williams AV protect the environment!

Please do not dispose of equipment or used batteries in the household trash.



Take the equipment to an electronics recycling center or return to the factory. Take batteries to a retail or community recycling location.

## **Customer Service**

If you experience difficulty with your system, call Toll-Free for Customer Assistance:

**1-800-843-3544 (U.S.A.) or**

**+1 952 943 2252 (Outside the U.S.A.)**

If it is necessary to return the system for service, your Customer Service Representative will give you a Return Authorization Number (RA) and shipping instructions.

**This is a Quick Setup Guide only.**

**For a more detailed User Manual, please visit our website.**

# DLT 300

Digi-Wave Digital Transceiver

QUICK SETUP GUIDE






# Operating Instructions

## Important! Before you begin:

**The Master unit must be on when setting up the system. If no Master (1 or 2) is on, Guest units will turn off in two minutes.**

**Every group MUST HAVE ONLY ONE Master.**

1. The battery should be charged initially for 12 hours.
2. To power ON or OFF, press and hold the power button  for 2 seconds.
3. Turn on the Master first, so other DLT units can pair. Guest units will turn off after 5 minutes if they cannot find a Master.
4. The display shows settings saved from previous use.
5. The internal microphone and speaker are active until an external microphone and/or earphones are plugged in to the jacks; then the Mic and/or Speaker will be de-activated.
6. Adjust volume by pressing the volume - or + buttons  . The volume level will be displayed on LCD.
7. The TALK button red ring light must be on to activate the microphone. In Ptt Mode, press talk again to disable microphone (red light will turn off). In PnL mode, the TALK button must be held down while speaking.

## Battery Charging

1. This product uses an internal rechargeable Lithium Polymer battery. This battery is not serviceable by the consumer.
  2. To charge the battery in the DLT 300, use the supplied charger and cable. Charging time is approximately 5 hours.  
The Red LED flashes while the unit is charging. The Green LED is on continuously when the battery is charged.
  3. Charge the battery at room temperature.
  4. Do not charge the battery more than 12 hours continuously (Optional CHG 102 - 2-bay charger available).
-

## Specifications

Battery type	Lithium Polymer with smart charge built-in, 2000 mAh
Battery life	Up to 14 hrs talk time per charge
Power Save	Auto Sleep Mode after 5 minutes of no RF signal from Master DLT
Charge time	5 hrs. TFP 045 with cable and international adapters
Optional Chargers	2-bay CHG 102, 12-bay CHG 1012, TFP 045, Digi-Wave Dock DWD 102
Simultaneous Channels/Groups/Talkers	Up to 15 simultaneous channels (0-14) (Interpretation mode) Up to 4 simultaneous groups (2 way mode) Up to 4 simultaneous talkers per group (2-way mode) Up to 6 simultaneous talkers per group (2-way Intercom mode)
Microphone input	Internal microphone (disabled when MIC jack engaged) and 3.5 mm phone jack
Headphone output	3.5 mm phone jack; 33 $\Omega$ load
Range	Up to 750 ft (229 m) (depending upon environmental conditions)
Security	87 bit encryption, Secure Key Code, Setup Lock (SLOC)
Indicators	LCD: Group, channel, volume level, battery status, mode, number of people with talk button on LEDs: Charge Status, Talk Button Enabled
Docking Connector	30-pin Connector for charging and audio in/out
Compatible Receiver	DLR 360 only
Approvals	FCC, Industry Canada, CE, RoHS, WEEE, RCM
Warranty	2 years parts and labor, 6 months on internal battery

**NOTE: SPECIFICATIONS SUBJECT TO CHANGE WITHOUT NOTICE.**

**WILLIAMS AV**

info@williamsav.com / www.williamsav.com  
800-843-3544 / INTL: +1-952-943-2252

©2019 Williams AV LLC MAN 197E