



DIGITALINX
VALUE-ENGINEERED DIGITAL SOLUTIONS

DL-HD2-RX Quick Install Guide



This guide is for quick installation only.

For complete owners manual go to www.libav.com or use a QR reader to access the manual via QR code below.



Scan QR Code with your Smart-phone or Tablet

Important notice:

- Do not attempt to disassemble or alter the housing. There are no user-serviceable parts inside the unit. Doing so will void your warranty.
- To minimize the possibility of equipment damage from electrostatic discharge (ESD), all source and destination equipment must be powered off during installation.
- Do not connect the device to a telecommunication outlet wired to unrelated equipment. Doing so may damage the unit or any connected equipment. Ensure all connected twisted pair cabling is straight-through (point-to-point).
- Allow proper ventilation to reduce the risk of thermal failure.

Product Overview

The DigitaLinx DL-HD2-RX is an HDBaseT 2.0 receiver designed to work with the DL-1H1V1U-WP-W wall plater transmitter (sold separately). The DL-HD2-RX will reliably extend HDMI or VGA video, multichannel audio, USB 2.0 High Speed and RS232 up to 100m / 330'. The receiver is also 4K compatible with a max resolution of 4K@60Hz / 4:2:0 8bit deep color. With an integrated PSE module built in, the DL-HD2-RX can power the DL-1H1V1U-WP-W via HDBaseT transmission.


The DL-HD2-RX is ideal for situations where USB must be extended alongside HDMI or VGA for display interactivity for items such as interactive whiteboards or projectors.

NOTE: The DL-HD2-RX HDBaseT receiver must be used with the DL-1H1V1U-WP-W HDBaseT 2.0 transmitter (sold separately) to complete the circuit.

Package Contents

- DL-HD2-RX HDBaseT Receiver
- (1) Quick Install Guide
- (1) 3 pin Phoenix Male Connector
- (1) DC12V Power Supply with US, UK, EU and AU adapter plugs
- (2) Mounting Brackets

Receiver View



1. DC12V Power Input
2. HDBaseT Input
3. RS232 Pass Through
4. HDMI Output
5. 3.5mm Analog Audio Output
 - Only passes audio from the DL-1H1V1U-WP-W pass through audio input port
6. USB Device Hub
7. Power LED
 - When ON; The receiver is powered on
 - When OFF; The receiver is powered off
8. Status LED
 - When BLINKING SLOWLY; The receiver is working properly
 - When OFF; The receiver is not working properly
9. HDCP LED
 - When ON; HDCP protected content is being transmitted
 - When BLINKING; Non-HDCP protected content is being transmitted
 - When OFF; No content is being transmitted
10. Link LED
 - When ON; HDBaseT link is working properly
 - When BLINKING or OFF; HDBaseT transmission is abnormal or no link

Connectivity Instructions

1. Verify all components included with the extender set are present before installation.
2. Turn off power and disconnect the audio/video equipment by following the manufacturer's instructions.
3. Connect Category 6 or greater twisted pair cable with RJ45 connectors between the transmitter (DL-1H1V1U-WP-W, sold separately) and the DL-HD2-RX receivers HDBaseT ports. TIA/EIA-568B straight-through wiring connections must be used with all HDBaseT extenders.
4. Connect an HDMI cable between the display device and the DL-HD2-RX receiver.
5. Connect USB cables between the USB hub to USB devices (optional).
6. Connect an RS232 cable between the DL-HD2-RX and the RS232 port of a display device (optional).
7. Connect the power supply adapter to the DL-HD2-RX receiver locking input port and plug into an AC outlet.
8. Power on attached audio/video and USB devices.

Cabling Requirements

HDBaseT Cabling

To ensure proper performance of the DL-HD2-RX, it is recommended that you use solid core, shielded Category 6 F/UTP cabling at a minimum. Category 5e F/UTP may perform well but may not support power over HDBaseT reliably.



When using shielded category cabling **ALWAYS...**

....use shielded connectors

....properly ground the category cable

For optimized performance use the following Liberty Wire and Cable branded cabling;

UHD @ 70m / 230'

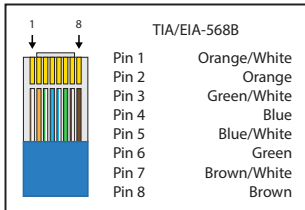
Category 6 plenum; 24-4P-P-L6SH

Category 6 NON-plenum; 24-4P-L6SH

UHD @ 100m / 300'

Category 6A plenum; 24-4P-P-L6ASH

Category 6A NON-plenum; 24-4P-L6ASH

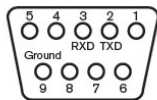


Twisted Pair Wiring

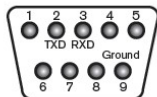
Use TIA/EIA-568B wiring for Category 6 connection between send and receive units.



Tx Rx



Female connector - 9 holes



Male connector - 9 holes

RS232 Wiring

Connect the display device RX signal to TX on the DL-HD2-RX extender. Connect the display device TX signal to RX on the DL-HD2-RX extender.

Technical Specifications

Video	
Video Inputs	(1) HDBaseT
Video Input Connector	(1) RJ45
Output Video Signal	HDMI
Input / Output Resolutions Supported	VESA: 1920 x 1200@60; 1680 x 1050@60; 1600 x 1200@60; 1600 x 900@60; 1440 x 990@60; 1366 x 768@60; 1360 x 768; 1280 x 1024@60; 1280 x 960@60; 1024 x 768@60; 800 x 600@60 SMPTE: 4096 x 2160@24/25/30/50/60; 3840 x 2160@ 24/25/30/50/60; 1920x1080@30/60; 1280 x720@50/60; 720 x 576@50; 720 x 480@60
Standards	Compliant with HDMI 2.0 & HDCP2.2
USB	
Supported USB Standard	Up to USB 2.0 High Speed up to 190Mbps
USB Port Type	(4) USB A
Audio	
Supported input formats	HDMI: PCM 2.0, LPCM 5.1, LPCM 7.1, Dolby TrueHD, DTS-HD Master Audio Unbalanced 3.5.mm: Stereo
Audio Input	Unbalanced stereo 3.5mm
Control	
RS232	Up to 115200 baud rate
RS232 Port Type	(3 pin phoenix
General	
System Bandwidth	10.2Gbps
Transmission Distance	100m or less when using Cat6A F/UTP, 70m or less when using Cat6 F/UTP
Operating Temperature	0 ~ +45 C (32 F to +113 F)
Storage Temperature	-20 - +70 C (-4 - +158 F)
Humidity	10% ~ 90%
Power Supply	DC12V
Power Consumption	8 watts (maximum)
Dimension (W*H*D)	210mm*25mm*90mm / 8.2"*1"*3.5"
Weight	0.46kg, 1lbs
Warranty	2 years
Certification	CE, FCC, RoHS

LIBERTY AV SOLUTIONS
11675 Ridgeline Drive
Colorado Springs, CO 80918
800-530-8998
supportlibav@libav.com

Thank you for your purchase.

For Technical Support please call our toll free number at
800-530-8898 or email us at supportlibav@libav.com

www.intelix.com
www.libav.com



DIGITALINX
VALUE-ENGINEERED DIGITAL SOLUTIONS

is a brand of:



LIBERTY®
AV SOLUTIONS
A SUBSIDIARY OF WESCO DISTRIBUTION, INC.

11675 Ridgeline Drive
Colorado Springs, Colorado
80921 USA
Phone: 719-260-0061
Fax: 719-260-0075
Toll-Free: 800-530-8998