



# C10A Series

8" Dual Cone Loudspeaker Available With Transformer



C10A

## Specifications

Size	8" (203mm)
Power Handling	25 Watts Peak, 15 Watts RMS
Sensitivity	97dB Peak, 94dB Average
Impedance	8Ω
Frequency Response	45Hz–19kHz Nominal, 85Hz–8kHz (+5dB)
Dispersion	105° (2kHz Octave Band, -6dB Points)
Diameter	8.125" (205mm)
Depth	2.875" (73mm)
Mounting Dimensions	7.625" (194mm) Bolt Circle
Cone Material	Treated Paper
Surround Material & Damping	Damped Self Edge
Flux Density	10,600 Gauss, 1.06 Tesla
Magnet Weight	Nominal, 10oz. (260g)
Basket Material	Stamped Plated 20 gauge CRS
VC Diameter	1" (25mm)
VC Material	Copper
VC Former Material	Black Anodized Aluminum
VC Winding Width	.225"
Top Plate Thickness	.239"
Weight	32oz. (908g)

## Thiele-Small Parameters

Pe	15 Watts
Fs	125Hz
Xmax	.05"
Resistance	7.3Ω
Qts	.80
Qes	.95
Qms	5.2
BL	7.9 N/A
Efficiency	1.9%
Vas	.32 (ft³)
Sd	33.2 (in²)
Le@1kHz	.36 mH
Mms	.39oz.
Cms	.024 in./lb.

## Features

- Acoustically Proven, General Purpose 25 Watt Loudspeaker
- Includes Choice of Factory-Installed Line-Matching Transformer
- Ideal for Multi-Purpose Commercial, Industrial and Institutional Use
- Mounts a Wide Selection of Atlas Sound Baffles

## Applications

Utilize Atlas Sound's Model C10A, 8" dual-cone loudspeaker for dependable voice, music and signal reproduction in commercial, industrial and institutional communication systems. It is the industry standard for performance and service reliability in general purpose applications. Model includes a choice of eight factory-installed line matching transformers to meet a wide range of project requirements.

## General Description

Model C10A is a dual cone, 25 Watts 8" (203mm) loudspeaker with a 10 oz. (260g) ceramic magnet. It includes a curvilinear, treated-paper cone for lower harmonic distortion. The loudspeaker is also equipped with a full 1" diameter copper voice coil with a black-anodized aluminum former for better power dissipation.

Model C10A operates within a frequency response range of 45Hz – 19kHz with a sensitivity of 97dB and a dispersion angle of 105°. It mounts a wide variety of Atlas Sound round and square baffles and enclosures to meet functional and aesthetic application requirements.

©2011 Atlas Sound L.P. All rights reserved. Atlas Sound and Strategy Series are trademarks of Atlas Sound L.P. All other trademarks are the property of their respective owners. AT5002420 RevB 6/11

©2011 Atlas Sound L.P. All rights reserved. Atlas Sound and Strategy Series are trademarks of Atlas Sound L.P. All other trademarks are the property of their respective owners. AT5002420 RevB 6/11

### Transformer Specifications

#### C10AT25

Includes Transformer	LT-25
Primary Voltage	25V
Transformer Frequency Response	100Hz – 10kHz, (±1.5dB)
Primary Taps	.5, 1, 2, & 5 Watts
Secondary Impedance	8Ω
Insertion Loss	1.5dB
Core Size	½" x ¾" (13 x 16mm)
Power Rating	5 Watts

#### C10AT70

Includes Transformer	LT-70
Primary Voltage	70.7V
Transformer Frequency Response	100Hz – 10kHz, (±1.5dB)
Primary Taps	.5, 1, 2, & 5 Watts
Secondary Impedance	8Ω
Insertion Loss	1.5dB
Core Size	½" x ¾" (13 x 16mm)
Power Rating	5 Watts

#### C10AT72

Includes Transformer	LT-72
Primary Voltage	25V/70.7V
Transformer Frequency Response	100Hz – 10kHz, (±1.5dB)
Primary Taps	.5, 1, 2, & 4 Watts
Secondary Impedance	8Ω
Insertion Loss	1.5dB
Core Size	½" x ¾" (13 x 16mm)
Power Rating	4 Watts

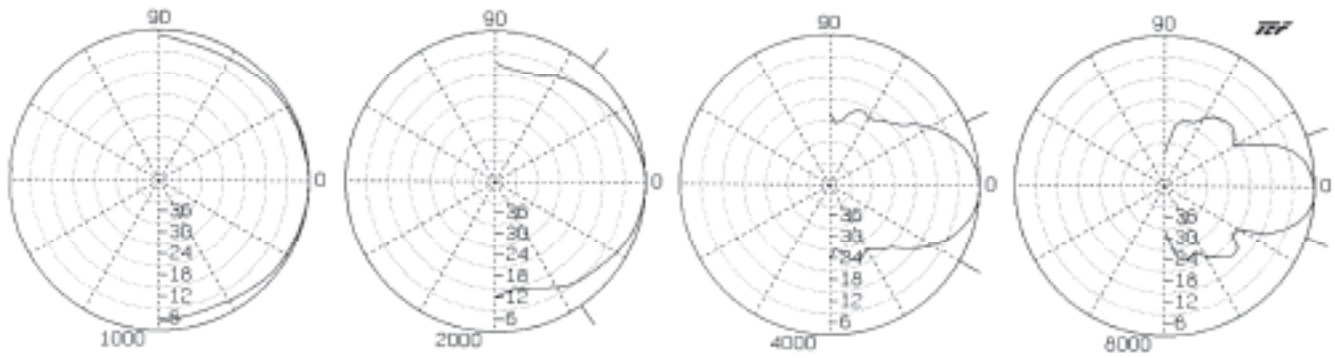
### Architect and Engineer Specifications

Unit shall be Atlas Sound 8" loudspeaker Model \_\_\_\_\_ or loudspeaker / transformer combination Model \_\_\_\_\_ (utilizing line-matching transformer Model \_\_\_\_\_). It shall have a (10oz.) ceramic magnet and a seamless cone. Frequency response range shall be \_\_\_\_\_.

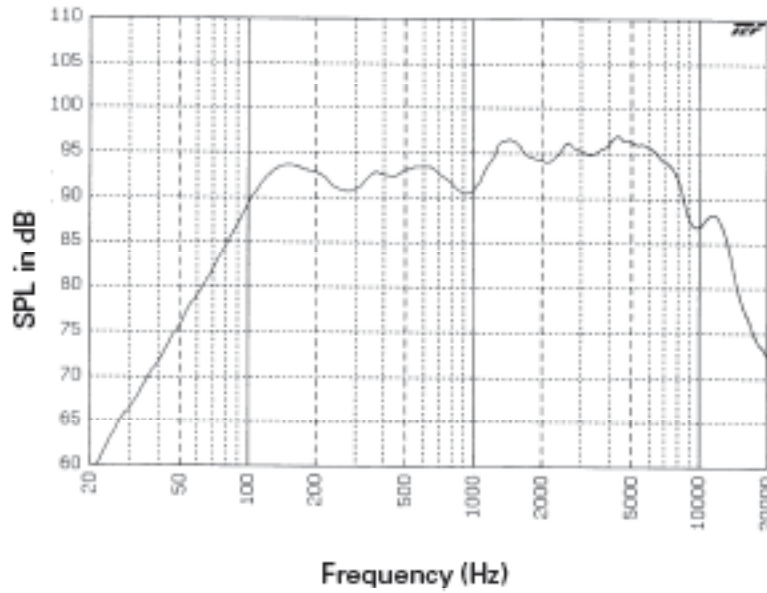
Sensitivity shall be \_\_\_\_\_. Voice coil shall be black anodized aluminum to help dissipate heat, have an impedance of 8Ω and a diameter of 1" (25mm). Transformer primary voltage shall be \_\_\_\_ with a frequency response range of \_\_\_\_\_. Insertion loss shall not exceed \_\_\_\_\_.



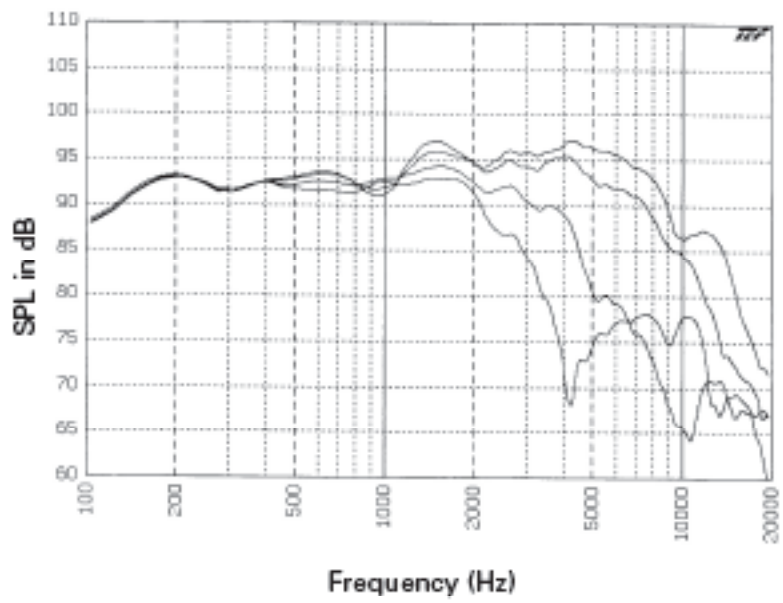
### C10A Polars (Normalized to Zero on Axis) (-6dB)



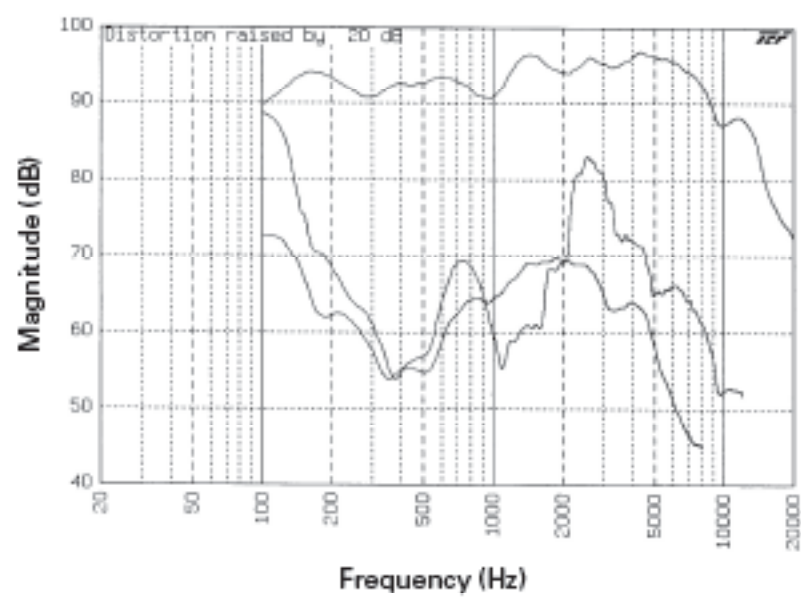
### C10A Frequency Response



### C10A Frequency Response Overlay



### C10A Harmonic Distortion



### C10A Impedance

