

# Instructions

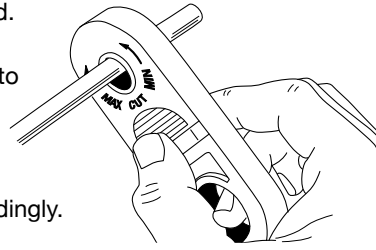


## T568A / T568B Wiring Chart

Wire	1	2	3	4	5	6	7	8
T568A	W/G	G	W/O	B	W/B	O	W/B	B
T568B	W/O	O	W/G	B	W/B	G	W/B	B

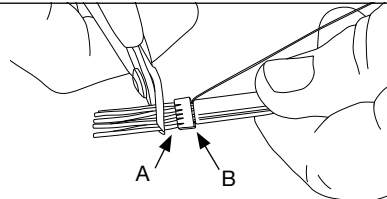
**1** Strip & remove 1" of your cable jacket with the Cyclops® 2 Cable Stripper (P/N 15010C). Remove cellophane and shield. Straighten the wires.

Use the chart above to determine whether you will be using the T568A or T568B configuration and organize wires accordingly.



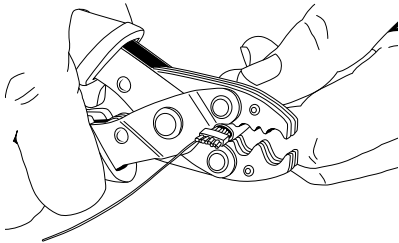
**2** Line up your wires and make a clean cut across all 8 conductors and slide on the wire guide bar.

(A) Slide bar down until snug with the end of the jacket.  
(B) Cut across all 8 conductors leaving 3/16" of wire protruding from wire guide bar.



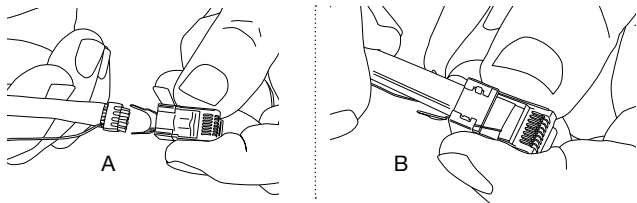
**3** Reshape the end of the cable using the CT-360 (PN 12360), making it oval so it slides into the connector with ease.

Your wire is ready to be inserted.

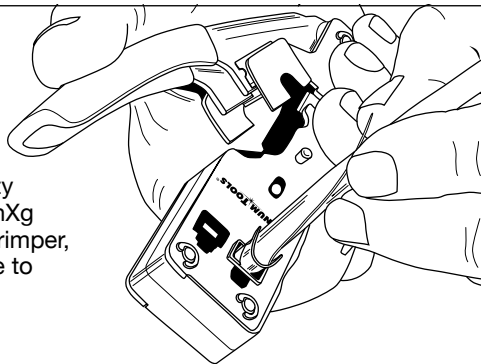


**4** Carefully insert into backend of connector (A) and push all the way forward (B) until all 8 conductors are seated flush against the front end.

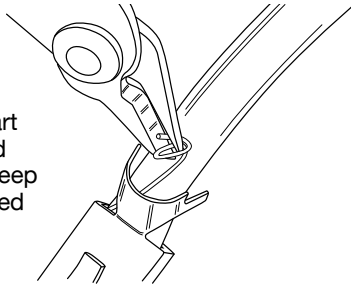
**NOTE:** DO NOT use a standard RJ45 crimp tool. This connector is designed with NO primary strain relief. Using a standard RJ45 crimp tool will crush the connector.



**5** Insert the prepped connector into the proper cavity of the Tele-TitanXg (P/N 12515C) crimper. Squeeze handle to terminate.

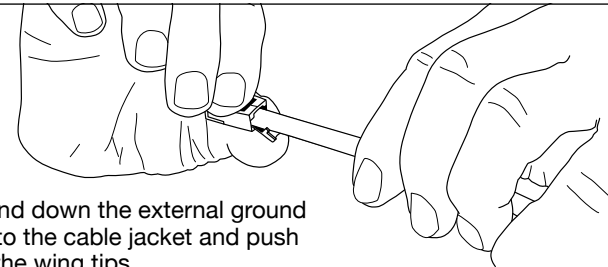


**6** Roll up the drain wire and place in the base of the external ground. As you start to bring the external ground into place onto the cable, keep the mass of drain wire tucked in so it is totally covered.



**7**

Bend down the external ground onto the cable jacket and push in the wing tips.



**8**

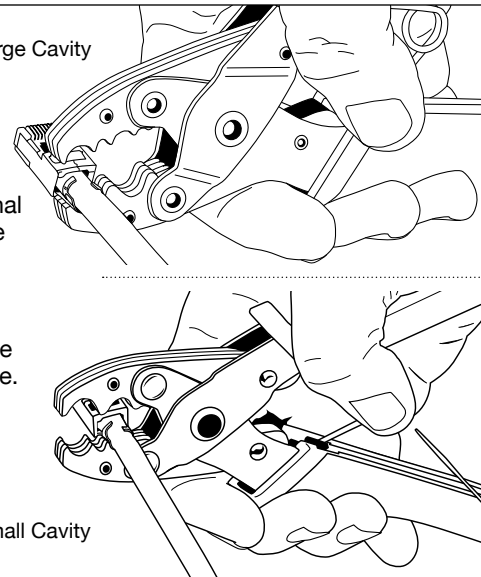
Large Cavity

Crimp the external ground using the CT-360.

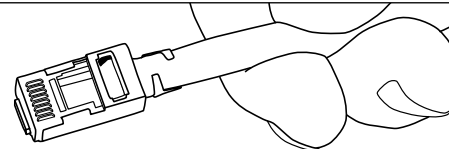
Use the large or small tool cavity depending on the size of your cable.

**NOTE:** DO NOT over crimp the external ground.

Small Cavity



**9** You are finished



## PLATINUM TOOLS®

Phone: 800.749.5783 Fax: 800.749.5784

806 Calle Plano  
Camarillo, CA 93012

[www.platinumtools.com](http://www.platinumtools.com)

**We Make Connections EZ!**

©2013 Platinum Tools, Inc. All rights reserved. 10Gig Termination System PF 6/13

# 10Gig Termination System

For terminating Cat6E, Cat6A, Cat7 and larger industrial Ethernet cables.

**Streaming media** demands robust, dependable networks, including 10-Gig Cat6A shielded cable, to provide the necessary expanded bandwidth. However, these larger, shielded cables require special connectors and tools.

Our 10-Gig shielded connector and Tele-TitanXg crimp tool are specifically designed to terminate Cat6A cables. A pairing that assures you will achieve 10-Gig performance... a true **10Gig Termination System**.



Tele-TitanXg Crimp Tool  
P/N 12515C



RJ45  
Cat6A/10-Gig  
shielded connector  
P/N 106190

### RJ45 Cat6A/10-Gig shielded connector:

- Max cable OD: 8.5mm/0.335"
- Max conductor OD: 1.35mm/0.053"
- Meets 10-Gig performance standard
- UL and RoHS compliant

### Tele-TitanXg Crimp Tool:

- Specifically made for terminating, P/N 106190
- Straight action vertical crimp force
- Minimal hand force for a perfect crimp

### Application:

- Cat6E
- 10-Gig Cat6A
- Cat7

See Kit  
Inside



PLATINUM TOOLS®



# 10Gig Termination Kit... meets 10-Gig performance standard.

**Kit Includes (P/N 90170):**

- Tele-TitanXg Cat6A/10-Gig Crimp Tool
- CT-360 External Ground Crimp Tool
- Cyclops® 2 Cable Jacket Stripper
- RJ45 Cat6A/10-Gig Shielded Connectors 100 each, connectors & liners




**Tele-TitanXg Crimp Tool P/N 12515C**

- Specifically designed for RJ45 Cat6A/10-Gig shielded connectors (Not for standard RJ45 modular plugs)
- Minimal hand force
- Straight action crimp
- Compact & rugged
- Terminates to industry specified crimp heights
- Stays securely closed with gun-style lock
- Built-in cable stripper for round wire and flat satin
- Easily control the blade depth when stripping
- Built-in cable cutter

**Applications:**


- Cat6E, Cat6A, Cat7 & over-sized Cat5e/6 industrial Ethernet cables



**INSTRUCTIONS INCLUDED**

**RJ45 Cat6A/10-Gig Shielded Connectors P/N 106190**

- Exceeds 10-Gig performance standard
- UL and RoHS compliant
- Max cable OD: 0.335"/8.5mm
- Max conductor OD: 0.053"/1.35mm



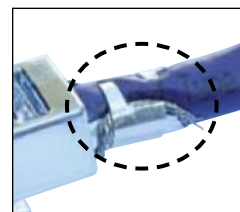
**Cyclops® 2 Cable Jacket Stripper P/N 15010C**

- Self-adjusts to automatically score PVC and Plenum
- Ready-to-use out of the kit
- Works with shielded/unshielded twisted pair and fiber optic cables
- Accepts cable ODs 0.10" to 0.43" (2.5mm - 11mm)



**CT-360 External Ground Crimp Tool P/N 12360C**

- 360° crimp on the external ground tab of shielded RJ45 connectors
- Perform concentric termination with full control to prevent over or under crimping
- Dual cavity covers wide range of cable ODs ranging from 0.245" to 0.335" (6.2mm - 8.5mm)
- Spring-loaded, non-ratcheted design
- Steel frame, black oxide finish, molded handles



**Description P/N UPC CODE**

**10Gig Termination Kit 90170 849160006435**

<b>Kit Includes</b>	Tele-TitanXg 10-Gig Crimp Tool	12515C	849160005223
	Cyclops 2 Cable Jacket Stripper	15010C	899740000254
	CT-360 External Ground Crimp Tool	12360C	849160005148
	RJ45 Cat6A/10-Gig Shielded Connectors w/Liners, 100 pcs	106190	849160005155

**Additional Connector & Liner P/Ns**

RJ45 Cat6A/10-Gig Shielded Connectors w/Liners, 50 pcs	106192C	849160005179
Spare Liners, 50 pcs	106194	849160006442